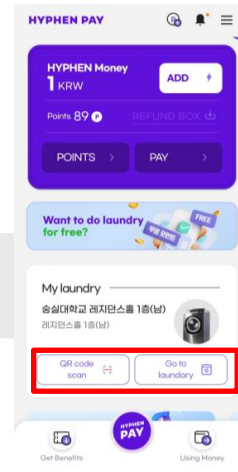
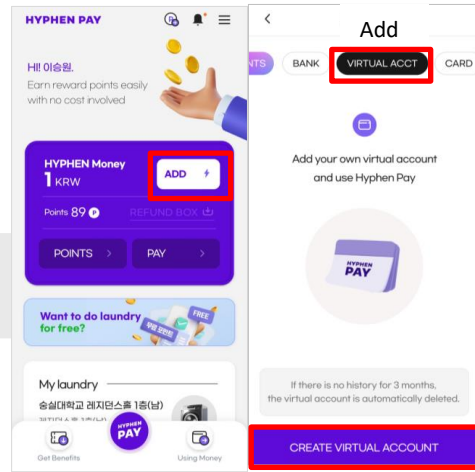
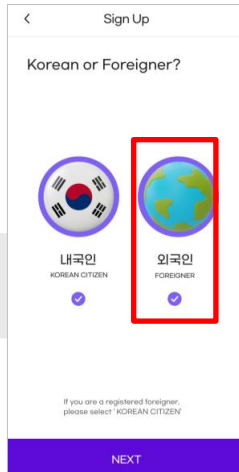


# How to use Hyphen Pay

For foreigner friends



# How to use HYPHEN PAY



1. Install HYPHEN PAY app

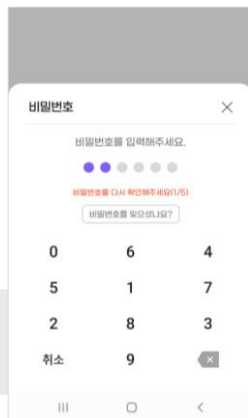
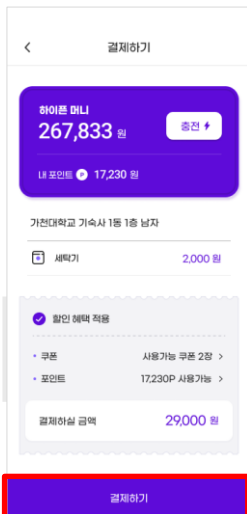
2. Sign up as Foreigner

3. Add money via Virtual Account

4. Tap the QR code scan or Go to laundry

5. After connecting machine and mobile tap the 'Start' button

6. Select the 'Laundry course' and press the 'Start' button on the washer/dryer



DONE!

## notice:

- Korean phone number is essential for sign up HYPHEN PAY
- If you don't have Korean bank account, create virtual account.
- To use this virtual account, you have to visit the bank in-person. The amount of money you transfer to this virtual account will be loaded as HYPHEN MONEY.
- GPS and Bluetooth authorization is needed
- After you get your Korean bank account, you can use it by doing authentication.

7. Tap the Pay button

8. Enter your password

9. Payment has been completed

# Install Hyphen Pay App



Install Hyphen Pay app  
from Google Play Store or Apple App Store



Sign up HYPHEN PAY

**notice**

Korean phone number is essential when using Hyphen Pay

Sign Up

Korean or Foreigner?

내국인  
KOREAN CITIZEN

외국인  
FOREIGNER

If you are a registered foreigner, please select "KOREAN CITIZEN"

NEXT

**Sign as Foreigner  
- mobile authentication via SMS  
and email authentication are  
needed**

SIGN UP

We need a Terms and Conditions agreement

Agree All ☒

Terms of Service (Required) > ☒

Terms of The Electronic Financial Transactions Service (Required) > ☒

Personal Information Collection and Usage Agreement (Required) > ☒

Personal Information Collection and Usage Agreement (Optional) > ☒

Consent to provide personal information to third parties (Optional) > ☒

Consent to receive marketing information (Optional) > ☒

Consent to all

SIGN UP

Please authenticate your phone number

Mobile phone number

Please enter your phone number

GET AUTHENTICATION CODE

mobile authentication

SIGN UP

Please authenticate your phone number

Mobile phone number

010-4852-3599

GET AUTHENTICATION CODE

Enter authentication code 2:53

356424

SIGN UP

Please authenticate your email

Email Address

Email Address @ Select

GET AUTHENTICATION CODE

email authentication

HYPHEN PAY

Authentication Mail for HYPHEN PAY

하이픈페이 인증 메일

Enter the Authentication Code on the HYPHEN PAY app. This Authentication Code is valid for only 10 minutes. Do not forward this message or Authentication Code to others. If you didn't request this code, please contact the HYPHEN PAY Customer Service.

하이픈페이 앱에서 인증코드를 입력해 주세요. 이 인증코드는 10분간만 유효해요. 이 메시거나 인증코드를 다른 사람에게 전달하지 마세요. 본인이 요청한 게 아닌 하이픈페이 고객센터로 연락해 주세요.

Authentication Code 인증코드

254643

SIGN UP

Please authenticate your email

Email Address

otmddnjso @ naver.com

GET AUTHENTICATION CODE

Enter authentication code 2:48

254643

Password

Enter your password

2 6 4 9 5 0 9 1 5 6 3 7 0 7 3 2 8 4

Register password

Password

Check your password

Enter your password

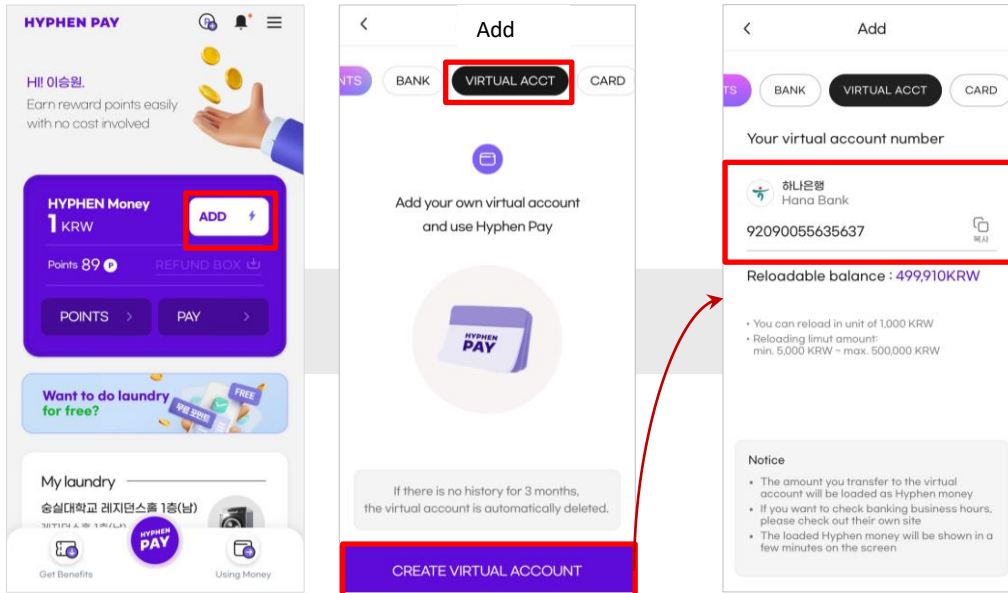
2 6 4 9 5 0 9 1 5 6 3 7 0 7 3 2 8 4

**Sign up HYPHEN PAY  
has been completed**

**You need to add Hyphen  
Money first for using  
laundry machine.**

# Add Hyphen money via **Virtual Account**

If you don't have Korean bank account, don't worry 😊  
You can add Hyphen Money via Virtual Account.



Now you have your own virtual account.

- If you don't have Korean bank account, create virtual account.
- To use this virtual account, you have to visit the bank in-person. The amount of money you transfer to this virtual account will be loaded as HYPHEN MONEY.

# Add Hyphen Money via bank (available someone who have Korean bank account)

HYPHEN PAY

For adding money via Bank, this authentication is needed

Enter amount of money you want to add

Select the bank you want to link

Enter bank account number

Consent to Withdraw money

confirming about Bank account holder's name is needed

Bank account holder's name

Yes

No

Tap the 'Ask ARS authentication ARS인증요청' button

Enter this number

Tap '확인 OK' button

이체하기

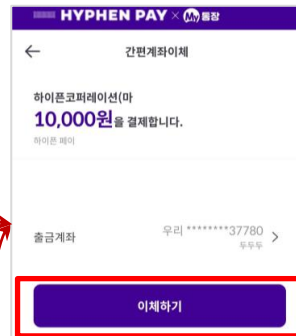
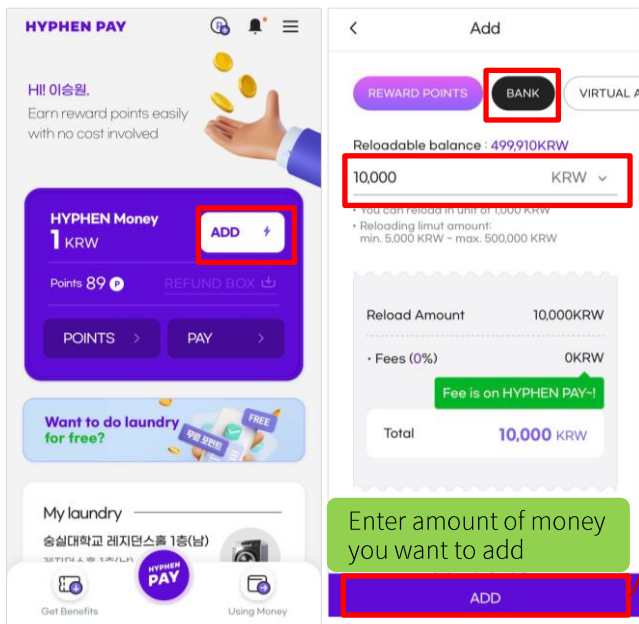
Transfer button

Your bank account registering has been done !

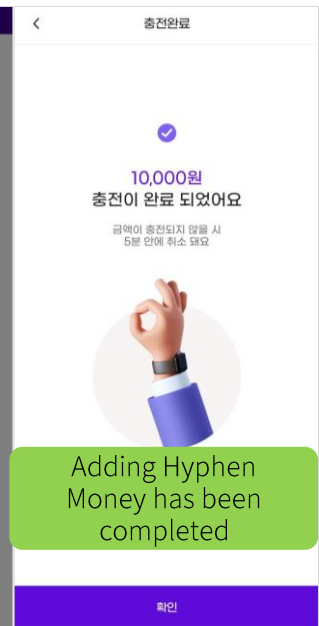
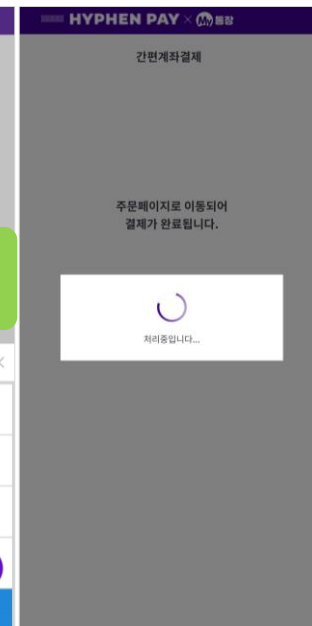
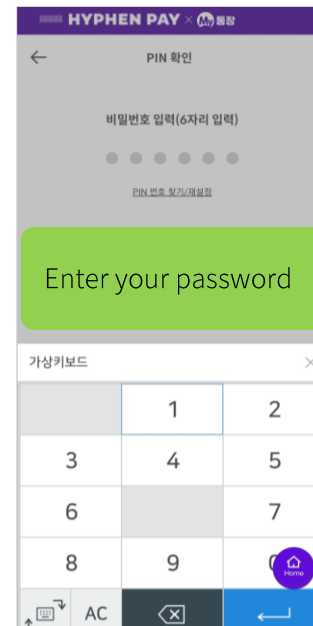
Transfer money continue to next page →

# Add Hyphen Money via bank (available someone who have Korean bank account)

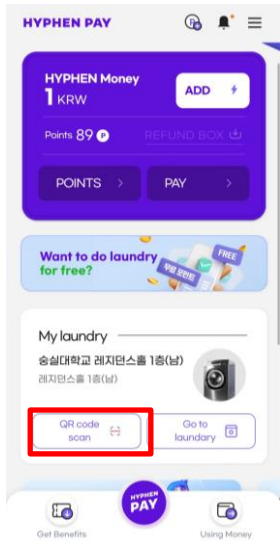
If you done registering your bank account,



Tap '이체하기 transfer' button

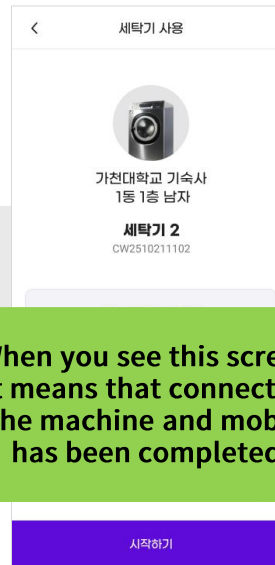


# How to pay with QR code



QR code scan  
- Scan the QR code of  
the laundry machine  
you want to use

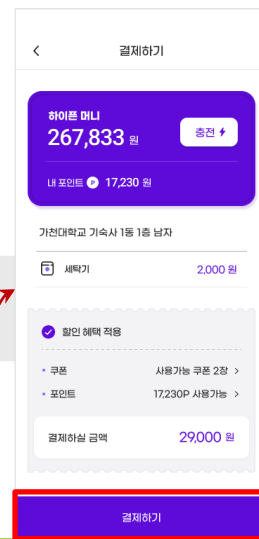
Searching ..



When you see this screen,  
it means that connecting  
the machine and mobile  
has been completed.

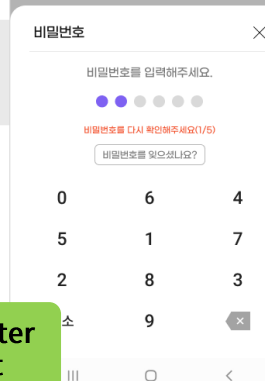


Select the 'Laundry  
course' and press the  
'Start' button on the  
washer/dryer



Tap the 'Pay' button after  
checking the amount

Enter your password



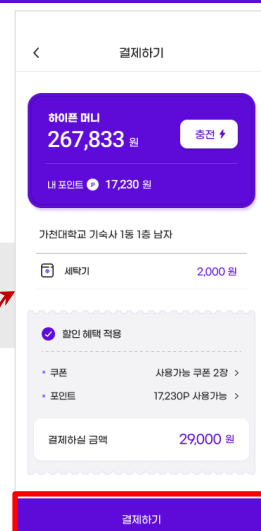
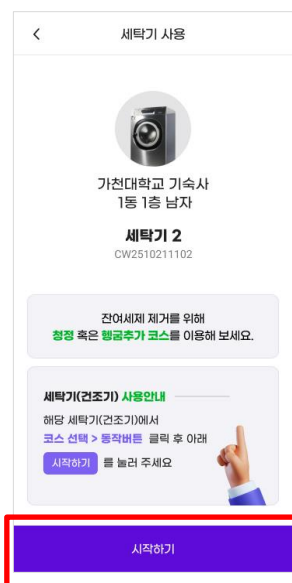
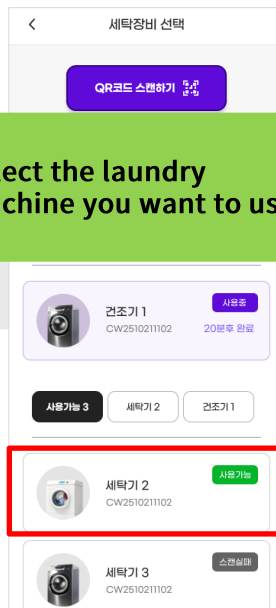
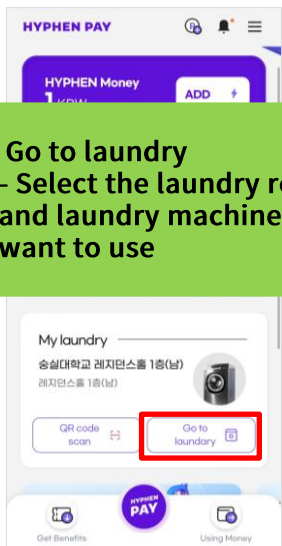
Done!  
Make sure everything is  
worked on the machine

# How to pay with the 'Go to Laundry'

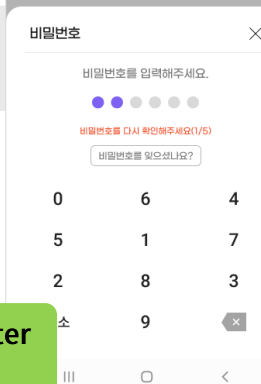
**Go to laundry**  
- Select the laundry room  
and laundry machine you  
want to use

Searching ..

**Select the laundry  
machine you want to use**



**Enter your password**

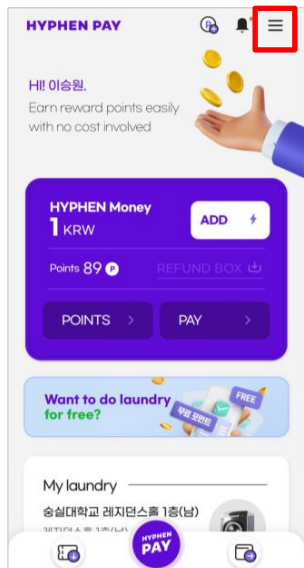


**Done!**  
Make sure everything is  
worked on the machine

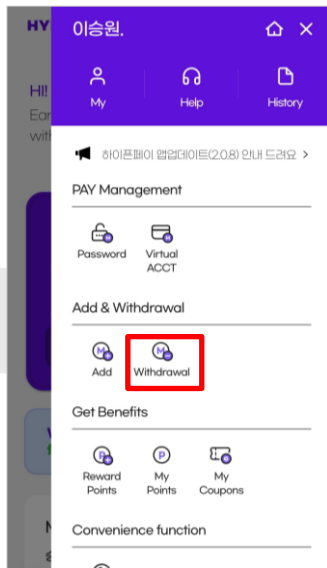
**Tap the 'Pay' button after  
checking the amount**

# How to Withdraw HYPHEN Money

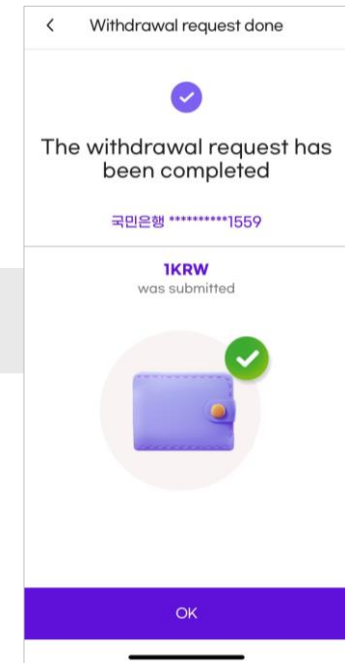
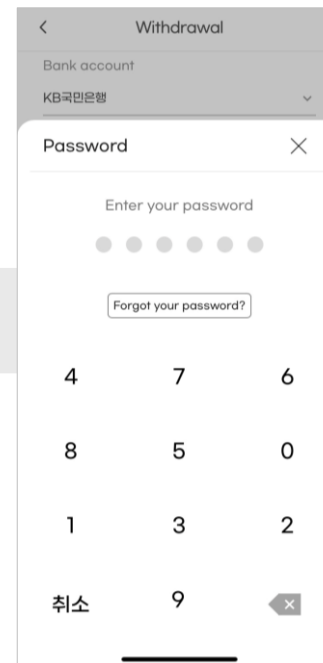
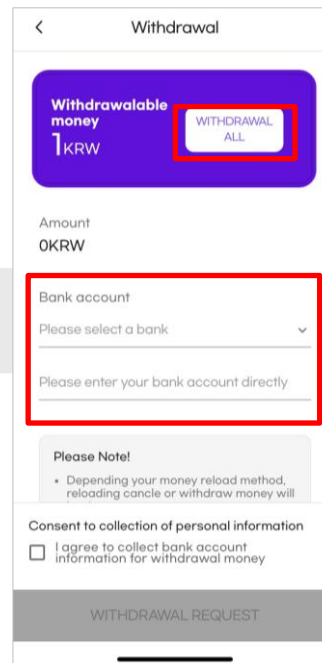
- You can only deposit money into your own bank account.
- Request for money withdrawal is not available during 23:50 ~ 00:10 everyday.
- The amount of money you request for withdrawal will be deposited next business day.



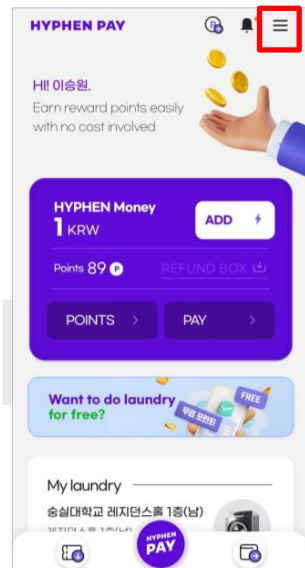
Tap the whole menu



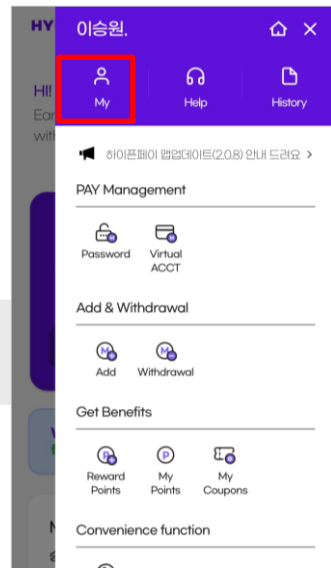
Tap the Withdrawal



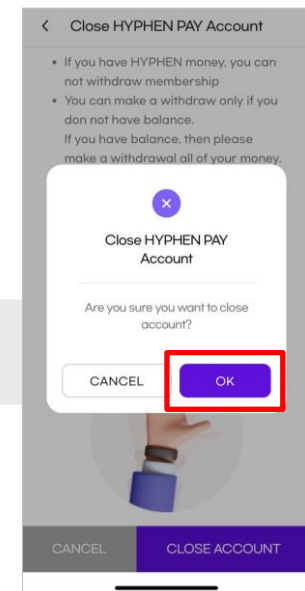
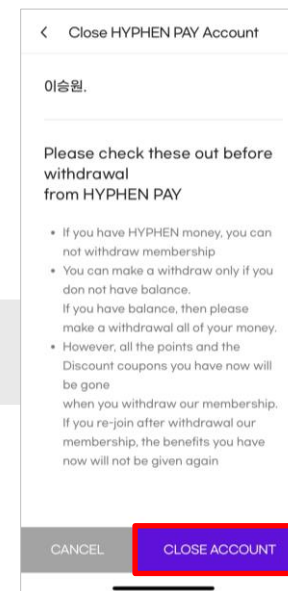
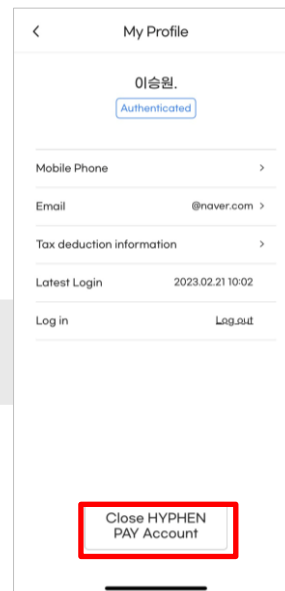
- If you have Hyphen Money balance, you can't close HYPHEN PAY account.  
Please make a withdrawal all of your money
- Points will be expired when you close HYPEHN PAY account



Tap the whole menu



Tap the Withdrawal



본연의 고객가치에 집중하세요.

나머지는 하이픈이 해결해 드리겠습니다.

# THANK YOU!

감사합니다



pay@hyphen.im



1600-4173 (ARS.3번)

