

※ This is a guidance of Myeongryun Haksa(Seoul campus Dormitory).

To find the guidance of Bongryong Haksa (Suwon campus Dormitory),
please select 'Bongryong Haksa' on the first web page of dormitory website.

2023 Spring Semester

Myeongryun Haksa Dormitory Admission Guidance

(The Humanities and Social Sciences
Campus Dormitory)



Contents

1	Location	1
2	2023-Spring Semester Admission	2
3	Dormitory Information and Fee	3
4	Using the Cafeteria (E-Zipbob)	4
5	How to Apply for Admission and Method	5
6	Checking admission Results and Dormitory payment	6
7	Dormmate (Roommate System)	7
8	Check-in procedure and Facility Information	8
9	Required Submissions	9
10	Related Dorm Students Mandatory	10
11	Dormitory Fee Refund Regulations	11
12	Dormitory Life Rules	12
13	Inquiry	12
	Penalty Points Under Dormitory Life	13

1 Location

1. Dormitory Organization

- The Humanities and Social Sciences(Seoul) Campus dormitory, known as Myeongnyun Haksa, is comprised of C, E, G, I, K and M Houses, which are managed directly by the university, and 4 Leased building accommodations.
- The Natural Sciences(Suwon) Campus dormitory, known as Bongryong Haksa is comprised of 5 dormitory buildings, In-, Ui-, Ye-, Ji-, and Shin-gwan, all of which are managed directly by the university.



2. Myeongryun Haksa (Seoul Campus Dormitory) Location



- E-House/G-House/LWG House: Approximately 20~30 minutes on foot to the campus.

2 2023-Spring Semester Admission

1. Application Schedule

Rounds	Details	Schedule
1 st round	Applying period	Jan.26(Thurs) 11:00 ~ Jan.30(Mon) 23:00
	Announcement of successful applicants and registration (Dormitory fee payment)	Feb.3(Fri) 11:00 ~ Feb.6(Mon) 23:00
2 nd round	Applying period	Feb.7(Tues) 11:00 ~ Feb.9(Thurs) 23:00
	Announcement of successful applicants and registration (Dormitory fee payment)	Feb.14(Tues) 11:00 ~ Feb.15(Wed) 23:00
Room Assignment	Announcement of the result of room assignment	Feb.16(Thurs) 17:00
Additional round	Waiting list(First come, First served)	To be announced

- On GLS, the individual application, acceptance status inquiry, and issuance of invoice can be made.
- An additional round will be held in case of vacancies after the second round.
(The schedule will be released later.)

2. Check-in Date (Option)

Classification	Building	Early Check-in	Regular Check-in	Regular Check-out	Note
Direct Dorm	C/E/G/K/M-House	Feb.17(Fri) ~ Feb.24(Fri)	Feb.25(Sat)	June.10(Sat)	1 st Semester
Leased Building	Victory House, Crownville A/C, LWG	-	Feb.17(Fri)	Aug.16(Wed)	1 st Semester+ Summer Vacation

- Cannot apply for both Myeongryun Haksa(Seoul) and Bongryong Haksa(Suwon) at the same time.
- You can choose your check-in date among Feb.17(Fri)~Feb.25(Sat)
- You cannot revise the contents of application after the application period.
- Not able to early check-in before the check-in date you chose.
There is No early check-in for leased building (Check-in date: From Feb.17(Fri))
- You can check-in after the date you chose.(No refund for non-residence periods.)
- **Dormitory regular check-out date of 2022 Winter vacation is Feb.17(Fri).**

So if you are Winter Vacation residents now, you must choose Feb.17(Fri) for your check-in date of Spring Semester.

3. Important Notes for 2022-Winter Vacation Residents

■ **Winter Vacation Residents must choose check-in date on Feb.17(Fri)**

Winter Vacation Dormitory	Spring Dormitory	Moving date	Moving time
Direct Dormitory	Direct Dormitory	Feb.17(Fri)	15:00 ~
Direct Dormitory	Leased Building		09:00 ~
Leased Building	Direct Dormitory		15:00 ~
Leased Building	Leased Building		~ 12:00(Noon)

※ Dormitory moving date can be changed.(To be scheduled)

■ **2022-Winter Vacation Residents who did not success 2023-Spring Semester application must check-out on Official check-out date.**

(Direct dormitory: by Noon(12:00), on Feb.17(Fri)

Leased building: by Noon(12:00), on Feb.15(Wed)

3 Dormitory Information and Fee

1. Direct Dormitory(Directly managed by SKKU)

Dorm	Gender	Room Type	Capacity (per.)	Dormitory Fee per day (KRW)	Total Dormitory Fee(KRW) (105 nights)	Note
C-House	M	4People/2Rooms	78	11,900	1,249,500	- For Exchange students
E-House(Main)	M	Double	296	13,000	1,365,000	- A Type: Basic room - B Type: A little noise
E-House(Annex)	F	Double	88	(A type) 13,000	1,365,000	
			12	(B type) 11,500	1,207,500	
G-House	F	Single	20	20,800	2,184,000	- 2 Single Rooms for disabled students - A Type: Basic room - B Type: It is smaller than A type
		Double	284	(A type) 13,000	1,365,000	
			16	(B type) 11,500	1,207,500	
K-House	F	Double	246	14,600	1,533,000	
M-House	M	6People/3Rooms	48	15,000	1,575,000	- For Exchange students

■ The deposit fee(50,000KRW) is included in the Total Dormitory fee (The deposit will be refunded into your Korean Bank Account after regular check-out)

■ **If you choose Early Check-in, the dorm fee will be added accordingly.**

■ No Choice for E/G-House Room Type A/B. (Randomly allocated)

■ You can also apply for the C/M-House, a dormitory for exchange students in case of the vacancies after the selection of exchange students.

■ **Exchange students must apply for dormitory through the SKKU International Office.**

If exchange student apply through GLS will not be assigned to dormitory.

2. Leased Building

Dorm	Gen der	Room Type	Capacity (per.)	Monthly Fee(KRW)	Dorm Fee of 6months(KRW)	Maintenance Fee(KRW)		Utility Fee
Crownvile A	M	Double	60	315,000	1,890,000	25,000	*Septic tank/ Water/Cleaning/ Communal Electricity/ Internet	*Electricity/ Gas (Monthly Payment)
Crownvile C (Law school)	M	Double	30					
	F	Double	30					
Victory House	F	Double	70	(A)300,000	1,800,000			
				(B)270,000	1,620,000			
LWG	F	Single	3	400,000	2,400,000	No Additional fee (Included in your dormitory fee)		
		Double	6	290,000	1,740,000			

- Residence period: Feb.17(Fri) ~ Aug.16.(Wed) [6 months]
- The deposit fee(50,000KRW) is included in the Total Dormitory fee (The deposit will be refunded into your Korean Bank Account after regular check-out)
- Korean Students are high priority for Leased Building.
- There are building managers who are in charge of leased building.
They totally manage and control whole Leased building.
- **Students must pay the additional fee separately(maintenance and utility fee/monthly) following to the building managers' direction individually. If your maintenance and utility fee are overdue, you will be evicted from the dormitory.**
- Law School students(Korean) will receive priority allocation for Crownville C.
You can apply for the Crownville C in case of vacancies
- Victory-House Room Type A/B differs from the room size. Randomly assigned.

4 Using the Cafeteria (E-Zipbob)

1. Operation Time

Meal time	Menu	Opening hour		Place
		Spring/Fall Semester	Vacation	
Breakfast	Korean Table (rice/soup/3 side dishes)	07:30 ~ 09:30	07:30 ~ 09:00	E-House (Annex) 1 st Floor E-zipbob
Lunch		11:30 ~ 13:30	11:30 ~ 13:30	
Dinner		17:30 ~ 19:30	No Operation	

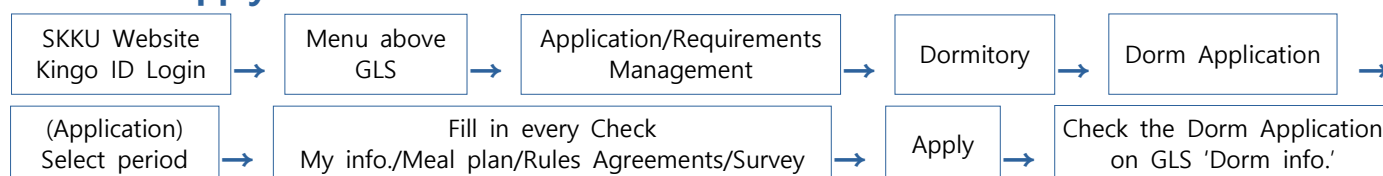
- Operation period: Feb.17(Fri) ~ June.9(Fri)
- Weekday – Breakfast/Lunch/Dinner are served (Weekends/National Holidays- Closed)
- Purchasing single copies for meal ticket at E-zipbob restaurant
(Payment: Card only, 5,000won per sheet)

5 How to Apply for Admission and Method

1. Eligibility to Apply for Admission

- SKKU 2023-Spring Semester New(Transferred) undergraduate, graduate students and registered students.(Graduates and leave of absence students cannot apply.)
- Student who can submit "Tuberculosis Check-up Result" until the check-in date and if your result is normal.
- Student who can submit "Covid-19 Test Result (PCR or Rapid antigen test) " until the check-in date and if your result is Negative.
 - ※ In case of Covid-19 confirmed within 90 days from the actual check-in date, a documentary proof of confirmation are acceptable.
- If you got under 1.75 score in last semester grade, you will be NOT selected. Someone who has penalty points are able to apply for dorm application, however, you will be not accepted.
- From April.3(Mon), students on a leave of absence can be evicted from dormitory.
(Students who scheduled to take the 2023-1st Semester off cannot apply.)

2. How to Apply for Admission



- You can apply for dormitory application on your GLS.
(If you are newly registered in School, you can apply for dormitory after signing up for a member in Sungkyunkwan Homepage.)
- You cannot revise the contents of application after the application period.

3. Policy for Selecting Residents

- New Students and Current Students by 7 to 3 ratio of Dormitory capacity are selected.
- A priority selection of specialized departments such as Global Management/Global Economics/Global Leader(2023 Dormitory Scholarship Student), Law School grad students, foreign nationalities and the recommended students by Center for Students with disabilities
 - Preferential selection applied only during the first application period.
As you may not be acceptable to your first choice, you should make 3 choices at least.
 - Single rooms are not selected as the first choice(excluding disabled people.)
 - Those who had academic probation at the previous semester(your grade-point average falls below 1.75) and dormitory penalty points even though who has qualified to a priority selection are not selected.
- Freshmen will be randomly selected.(No consideration for residence or Distance)
- Registered student: Selected based on previous grade(GPA).
Undergraduate students will receive priority allocation over graduate students..
 - Acquired credits and Penalty points are the considerations in the event of identical grade at the previous semester.
- If there is any cancellation(not paid) made, in the 2nd round of selection will be proceeded.

4. Assigning Rooms

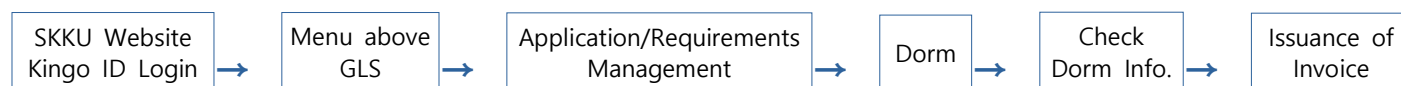
- In principle, your roommate is randomly allocated.(You can be roommates with students of different nationalities.)
- These options are considerations such as 'sleeping preference', 'adaptability of cold/heat' and 'smoking status', as applied in the dorm application form.

5. The lowest GPA of the successful applicants in Previous Semester

Dorm	2022-fall Semester		2022-Spring Semester		2021-fall Semester		2021-Spring Semester	
	M	F	M	F	M	F	M	F
C-House	3.53	-	3.75	-	2.05	-	2.17	-
E-House	3.72	4.37	4.0	4.33	2.14	3.91	3.67	4.18
G-House (Single)	-	4.5	4.38	-	-	4.38	-	4.22
G-House (Double)	-	4.38	-	4.37	-	4.13	-	4.06
K-House	-	4.39	-	4.42	-	4.32	-	4.38
M-House	4.41	-	4.0	-	4.93	4.22	2.25	3.81
Victory House	-	4.03	-	4.33	-	2.67	-	3.79
LWG Single	-	4.5	-	4.4	-	4.25	-	4.0
LWG Double	-	Priority	-	Priority	-	3.48	-	3.64
Crownville A	4.13	-	3.92	-	2.66	-	2.69	-
Crownville C	4.5	4.3	Priority	4.3	Priority	3.27	4.19	3.5

6 Checking admission Results and Dormitory payment

1. Checking admission Results and Individual Invoices



- 'Status Details' will show 'selected' or 'not selected' after selection result is announced.
- You cannot check whether your application has been selected before announcement.

2. Dormitory Registration (Dormitory Payment)

- Send the total payment to the virtual account specified in your individual invoice.
 - Must check your result of application(allocated dormitory/room type)
- After payment, it is necessary to check whether your payment is fully completed.
- Deposit the same amount as the invoice(**You cannot pay in installments**)
- Name of virtual account: Student's name(Name on invoice do not have to match with Senders name.
- **If your payment is not fully made until the registration period, the admission must be canceled.**
- **All payment related inquiries after 17:30 cannot be responded.**

3. IMT(International Money Transfer) Notes

- International remittance usually takes at least over 2 days, excluding national holidays, therefore, **You must send your dormitory fee at the first day of payment.**
- Your application will be canceled if your dormitory fee has not been paid within the payment period even if your IMT has been made during the payment period.
- After payment, it is necessary to check whether your payment is fully completed.

7 Dormmate (Roommate System)

1. Purpose

- This is to benefit residents who have observed the dormitory rules well. It gives a chance for students who match well to live together and can increase satisfaction of dormitory life.

2. Eligibility for Application

- Students who did not receive dormitory penalty points during 2022-Fall Semester and Winter vacation. (Freshmen cannot apply)
- Applicable in the period of 1st round of Dorm application only
- Your dormmate did not receive penalty points neither and accept the non-dormitory students who do not have any penalties.
- Dormmate application is only available for double roomed-dormitory on 1st round.

3. How to Apply and check result

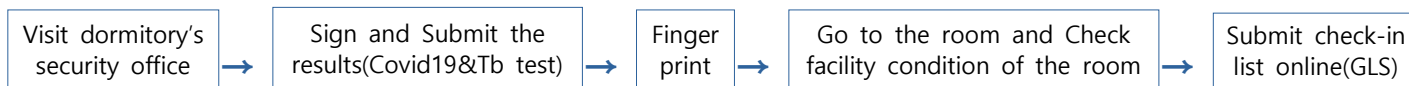
- 'Dormmate Application' page is only activated to the students who are eligible for applying dormmate in the 'Dormitory Admission Application' procedure on GLS.
- Dormmate can be assigned only when both students, who are willing to live together, assign each other.
- Dormmate result can be check on assigned room result without an additional notice.
- **When both students who are assigned to Same Dormitory building/Same room type can apply for dormmate.**

4. Dormmate Ineligible Cases

- Applicants who do not select each other as dormmates.
- Dormmate Application is ineligible anyone of applicants don't get admission or admitted to different dormitory/room type.
- If applicants don't pay during 1st payment period, your admission will be canceled.
- Applicants who choose a different gender or ineligible dormmate.
- Input details incorrectly(Student ID number or name).

8 Check-in procedure and Facility Information

1. Check-in Procedure



■ **Available time for Check-in: 09:00 ~ 22:00**

- **Only On Feb.17(Fri): After 15:00**

- If you can't bring the COVID 19 test results and Tuberculosis test results, you can't check-in dormitory.

- You can check your room number on your GLS dorm info check in advance.

■ Only dormitory residents can enter the dorm.(Family and non-residents are restricted).

■ Admission procedure is being proceeded by each dormitory security office.

■ 'Personal Cart' is recommended for your Check-in day.

■ All Students have to submit Check-in list on the GLS.(No submit, Get penalty points)

2. Facilities

Classification			Facilities
Direct Dormitory	Room		- Heater and air conditioner, Desk, Chair, Bed, Closet, Wireless Internet router, fire extinguisher(Spray type) Smoke mask
	Common	Free	- Water purifier, Microwave, Toaster
		Charged	- Washing machine, Drying machine, Printer
Leased Building	Victory House		- Closet, Washing machine, Refrigerator, Air conditioner, electronic cooktop, Smoke mask * No bed and desk
	LWG House		- Desk, Chair, Bed, Closet, Air conditioner, Common kitchen, Common Washing machine, Smoke mask
	Crownvile A/C		- Desk, Chair, Closet, Washing machine, Refrigerator, Air conditioner, electronic cooktop, Smoke mask * Crownvile A: No bed * Crownvile C: Some room has a bed, other rooms only have mattress.(No Choice)

■ You can check further information on 'Facility Guidance' of dormitory website.

3. To Be Prepared Individually & Prohibited Items

Classification	Items
Prepared individually	<ul style="list-style-type: none"> - Bedding (blanket, pillow, sheet, etc.), towels, toiletries, laundry basket, Toilet paper, laundry detergent, personal hygiene products, Emergency medicine - You should bring your own LAN wires and Wi-Fi Router in leased building.
Permitted Items	<ul style="list-style-type: none"> - Computer, printer, desk lamp, charger, hair dryer, hair tong, humidifier, hand-held vacuum and fan, Refrigerators rooming 50L or below capacity
Prohibited Items	<ul style="list-style-type: none"> - All electronic products except for permitted items(Non-code, Electric heaters, heated-water pad, candles, flammable products) and alcohol - Only Leased building can bring the cooking utensil (except for gas stoves and gas burners)
Register facilities	<ul style="list-style-type: none"> - In case of using refrigerator, Bicycle, Car must register in advance. - How to register: GLS -> Application/Requirement Management -> Dormitory -> Application for facility usage - In case of using bicycle or car, Summit 'Vehicle Use Agreement Form' via email[dorms@skku.edu] after the approval of SKKU Dorm office. <p>* Only refrigerators rooming 50L or below capacity are allowed.</p>

■ If you have the prohibited Items in the room, You can get a penalty point.

4. Request of Repair

- When your room needs to be fixed by any problem, Please request repair on our dormitory website.
- Repair request for room inside: To Dorm security office or Dormitory website
 - Victory House, Crownville A/C: Ask leased building manager for repair
 - LWG House: Request to G-House Security office

5. Direct Dormitory Package-Delivery room

- If belongings are sent to assigned dormitory by package-delivery service, that will be kept in dormitory package-delivery room. Please be aware of breakage and lost which might happen. **Must put your Name, ID Number, Room Number and Contacts on package.**
- Leased Building has no package-delivery room. (Package discouraged before check-in)

6. To do list after Check-in

Contents	Schedule	Note
Submission of your check-in list (All Dorm Students)	~Mar.12(Sun)	- Submit Check-in Confirmation form on GLS
Dormitory O.T and Fire Drill	Further notice	- Further notice to be expected with Details - Schedule can be changed
Room Inspection for all dorms	Expected in March, May	

- If you do not participate the events as above after check-in dormitory, you will get penalty points.

9 Required Submissions

※ You cannot check-in dormitory without both documents below.

1. COVID-19 negative test results

■ **Subject to submission: All students living in dormitory during 1st Semester(Including Winter vacation consecutive residents)**

- You have to submit Covid-19 negative results which you checked up within 7 days of your actual check-in date to dormitory security office when you check-in.
- Continuous residents from winter vacation have to submit the results within 7 days based on the early check-in date

■ **Place of submission: Dormitory security office.**

(For Leased building: Submission to Dormitory e-mail)

- The results should include name, check-up result(negative), check-up place, check-up date.
- Submit the check-up result with these information, Dorm name, Student ID number and Room number
- If you get COVID-19 results by message, you should capture and print them out.

■ **If you don't bring the results you can't check-in the dormitory.**

■ If you are tested positive for COVID-19 before check-in, you can check-in the dormitory after releasing the quarantine.

■ If there is any change in the criteria for submitting documents, we will notify you later.

2. Tuberculosis test results

Classification	Case	Note
Require submission	<ul style="list-style-type: none"> - Freshmen and Students who haven't submitted before - Students who participated medical check-up before on Dec. 2022. (Including Winter vacation consecutive residents) 	<ul style="list-style-type: none"> - TB test(X-ray) results which you checked up after Dec. 1st. 2022. - Students who do not submit the check-up result cannot enter the dormitory.
Submit exception	<ul style="list-style-type: none"> - During Dec.2022 ~ Feb.2023, students who did check-up individually and have the record of submission. 	<ul style="list-style-type: none"> - No additional submission. But, Students who changed student ID number after submission check in operating office.

■ **Place of submission: Dormitory security office on check-in day**

(Leased building: submission to dormitory e-mail)

- Submit the check-up result with these information, Dorm name, Student ID number and Room number. (Copy version of check-up result is acceptable)
- The results should include name, check-up result(Normal/No abnormalities/Complete cured), check-up place name and check-up date.

■ If you have previously submitted results to the dormitory, you need to check the year/month of the examination on your GLS (Dorm Info menu)

■ Tuberculosis can be diagnosed by checking your chest through x-ray, so just visit a public health center or hospital equipped with an X-ray machine.

■ Please keep in mind that the results can take from 1~3 days, so please be prepared before your check-in date accordingly.

1. COVID 19 Related Dorm Students Mandatory

- Daily Life: Mask required in dorm commune space (Hallway, Lounge, etc)
 - ※Penalty point in case of no-mask: 1st time→5 Penalty points, 2nd time→10 Penalty points (Dismissal)
(Adapted on accumulated points without limit)
 - ※"Dorm life Rules[Communal Living article 14]:Any act of not following the rules to prevent the spread of infectious diseases such as the submission of TB test results."
- Positive-dignosed by Covid 19 Self-test Kit
 - (Clinic on operation) Immediately visit neighborhood hospital for PCR test or RAT test and contact dorm office right after
 - (Clinic closed) Call dorm office and be quarantined in emergency room of each dorm and get tested.
- Positive-dignosed by PCR or RAT Test
 - Contact Dorm office or Security office immediately
Call the Dorm Assistant
(Check the phone number of your dorm assistant on bulletin board)
 - Go back to your house and 7days of Quarantine(Mandatory)
 - ※ Quarantine facility is provided to students of Foreign nationality when it is necessary.
- KINGO-M(App.) Self-Report List
 - Input confirmed date, flow of your traffic in school, vaccination status, evidential document of confirmation,etc
 - ※ Modification can be made according to the regulation of Government.

11 Dormitory Fee Refund Regulations

1. Admission Cancellation

Contents	Note	
Direct dormitory	- Cancel before one day that you choose to check-in	- Full refund
Leased building	- Cancel by Feb.16(Thurs)	
How to cancel	- GLS → Check Dorm Info. → 'Admission Cancellation'	
Note	- Dorm admission would not be canceled automatically in the event of SKKU admission cancellation so make sure you need to cancel dorm admission on your own on GLS. - If you cancel SKKU admission first, your student ID number will not be activated so that you cannot access to Kingo ID and GLS.	

2. Mid-session Check-out

Contents	Direct Dormitory	Leased Building
Mid-session check-out	- Check-out or cancel after the check-in day that you choose (Including the very day) - Expelled because of penalty points	- Cancel or check-out (Including the very day) after Regular check-in day (Feb.25(Sat)) - Expelled because of penalty points
Refund amount	- You can get a refund after excluding 15 days' room rate from whole remaining days, in case of having over 30 days (by May.11(Thurs)) from the official Check-out date. (No refund in case if less than 30 days remain until the regular check-out date)	- None-refundable - any other reasons approved by dormitory director, Direct dormitory refund policy would be applied
Check-out by Military Service	- Over 15 remaining days(by May.26(Fri) from the regular check-out date Full refund of remaining days	- Over 30 remaining days from the regular check-out date Refund after deduction of 15days room rate from whole remaining days
Deposit	- The deposit will be refunded after your check-out date - The room is left in a state of uncleanliness, disrepair or facilities are missing, the cost would be deducted from the deposit.	- The deposit will be refunded after your check-out date - No refund for management expense
Note	- Military duty check-out: A military leave of absence certificate/Documentary evidence for military service are to be submitted	



- From the regular check-out date, regardless of whether you already check-in or not mid-session dormitory refund policy will be applied.
- How to apply: Dormitory website → Myeongryunhaksa Document Form → Download Refund application form → Submit to dormitory e-mail(dorms@skku.edu)
- Refunds will take about 2 weeks to transfer to the students' bank account which are already registered in the refund application form.

12 Dormitory Life Rules

1. Dormitory Etiquette

- If resident who violates the rule, then the penalty points will be given,
Depending on the level of imposed penalties, you can be moved out, or lose the right to apply for dormitory.(Please refer to next 15 page's dormitory penalty points)
- Dormitory Curfew: 01:00~05:00

2. Multi-Outlet Usage

Available Examples	Non-code
 <ul style="list-style-type: none"> - Includes overload blocking and grounding. - Power control switch required 	 <ul style="list-style-type: none"> - With no switches of controlling power or blocking overloads. - Multi-outlet with more than 5 sockets.

- If you don't use standard power strip, you will get the penalty points.

13 Inquiry

Myeong-ryun Haksa(The Humanities and Social Sciences Campus (Seoul))	
Homepage	https://dorm.skku.edu/dorm_seoul/
Email	dorms@skku.edu
Contact	SKKU Housing office (02)760-0163~0164, 0167~0168
	Weekdays 09:00-17:30 (Lunch hour 12:00-13:00)

Penalty Points Under Dormitory Life

Article		Contents	Demerit
Safety	1	Significantly inappropriate behaviors (theft, assault, gambling, sexual assault, use of drugs or any kind of prohibited items, opening or stealing parcels, stealing or using other people's belongings.	20
	2	Accommodating non-residents or being visited by non-residents or assisting those acts in dormitory(including residents and non-residents)	20
	3	Bringing opposite sex to the dorm without permission (including both floor and room)	20
	4	Damage the public property and facility in dormitory	20
	5	Possession or use of materials causing fire and ignition (fuel gas, petroleum, paint thinner, candles, mosquito-repellent, and etc.)	15
	6	Smoking outside of designated smoking area and disposing cigarette buds (including the toilet) or keeping it in the room	10
	7	Possession or use of non-permitted electronics and personal facilities(including Electric cars) other than allowed electronics and personal facilities (Allowed electronics and personal facilities: computers, printers, stands, chargers, hair dryers, auto power curlers, USB humidifier, USB Air purifier, fan, mini-vacuum, bicycle, vehicle, and etc.)	5
	8	Abnormal use of entrance gate, use or send/receive objects through abnormal passage (windows or terraces)	5
Communal Living	9	Changing room without notice, applying as a substitute for dormitory	15
	10	In addition to the residency period (including the check-out time), unauthorized acts such as occupying the room are prohibited (including personal belongings)	15
	11	Stealing and using IP and spreading falsity, cyber-bullying other students or disseminating virus	10
	12	Harming others by being unconscious, causing damage to any public properties or behaving indecently due to drinking (in or out of dormitory)	10
	13	Breeding or bringing pets including insects, fishes, rodents, reptiles, and etc.) in dormitory	10
	14	Any act of not following the rules to prevent the spread of infectious diseases such as the submission of TB test results.	10
	15	Bringing alcoholic beverages (including empty cans or bottles) or keeping them in dormitory	8
	16	Act of transferring student ID card, key or entry card to non-resident or sharing of other resident's personal details for dorm entry	8
	17	Behaving arrogantly, disobeying to the dormitory director, office staff, house master, guidance-assistance, guard, related staff (e.g. janitor), giving false statements for guidance or inspection	5
	18	Access at curfew time (01:00~05:00)	3
	19	Granting access to non-residents or residents from other rooms into the room without the permission from roommate	3
	20	Using or moving dormitory equipment without permission, causing the public area to become messy or taking over the common facilities (e.g. creative zone, gym, kitchen)	3

Penalty Points Under Dormitory Life

Article		Contents	Demerit
Communal Living	21	Obstructing the lives of other students with noise (playing a musical instrument, singing or speaking loudly, PC games, answering calls etc.)	3
	22	Using computer or light (excluding the table lamp) without the consent of the roommate after 24:00	3
	23	Distributing, advertising and posting any materials without permission	2
	24	Non-cooperative behavior in education or training regarding communal living or safety.	2
	25	Acquiescing any violation of roommate	2
	26	Placing personal goods in public places (clothes horse, umbrella, etc.) and placing a bicycle outside of designated area	2
	27	Nailing or posting on the wall of dormitory (in the dormitory room)	2
	28	Non-cooperative behavior in submitting required documents to dormitory	1
Hygiene	29	Cooking or eating somewhere other than a designated place or eating in the room without the consent of the roommate	5
	30	Making stain on the mattress without bed sheet or mattress cover (Residents who received waterproof pad should set the pad on the mattress)	3
	31	Disposing of rubbish somewhere other than the designated places (e.g. water dispenser, laundromat, toilet bowl, corridor) or not conducting proper garbage separation in designated area	3
	32	Not receiving delivered food outside of the building by oneself, or leaving empty food containers inside the building	2
	33	Not cleaning or organizing one's dormitory room (including the toilet)	4
Safety	34	Placing inappropriate items into the public facilities (e.g. microwave, toaster, washing machine, dryer), or leave the facility (including microwave, toaster, and iron) by itself while its on	5

- ▶ Total points of 20 or more: To be dismissed from dormitory, not eligible to apply permanently
- ▶ Total points of 15 or more: To be dismissed from dormitory, limit application for a year
- ▶ Total points of 10 or more: To be dismissed from dormitory
- ▶ A student who has been ordered to leave the dormitory by penalty points must leave within four days (Penalty points of 15days before check-out are applied to sum at the following semester or vacation)
- ▶ For repeated violations and those selected for 'Dormate', the punishment may be aggravated with twice the penalty points.
- ▶ We consider residents who don't reside in the corresponding dorm as non-residents, so we shall impose the same penalty points on them
- ▶ For matters subject to common responsibilities, all of them may be penalized and applied to non-private personnel, which may put them at a disadvantage in their next application
- ▶ If the management staff including security guard detects a violation, he/she shall hand over the penalty to administrative employee.
- ▶ In principle, the above penalty points shall be imposed on each violation, but depending on the circumstances of the violation, the dormitory director or the administrative office staff may add or decrease the penalty points. Any non-listed violation of regulations or rules may be subject to penalty points by the Director or administrative staff according to their severity.