


※ This is a guidance of Myeongryun Haksa(Seoul campus Dormitory).

To find the guidance of Bongryong Haksa(Suwon campus Dormitory),
please select 'Bongryong Haksa' on the first web page of dormitory website.

2022 Summer Vacation Myeongryun Haksa Dormitory Admission Guidance

(The Humanities and Social Sciences
Campus Dormitory)

Contents

1	Location	1
2	Admission Schedule	2
3	Dormitory Information and Fee	3
4	Using the Cafeteria(E-Zipbob)	3
5	How to Apply for Admission and Method	4
6	Dormmate(Roommate System)	5
7	Check-in procedure and Facility Information	6
8	Mandatory Submission of Test Results	7
9	Refund Policy	8
10	Dormitory Life Rules	9
11	Inquiry	9
	Reward & Penalty Points Under Dormitory Life	10

1 Location

1. Dormitory Organization

- The Humanities and Social Sciences(Seoul) Campus dormitory, known as Myeongnyun Haksa, is comprised of C, E, G, I, K and M-Houses, and Leased building accommodation.
- The Natural Sciences(Suwon) Campus dormitory, known as Bongryong Haksa is comprised of 5 dormitory buildings, In-, Ui-, Ye-, Ji-, and Shin-gwan, all of which are managed directly by the university.



2. Myeongryun Haksa (Seoul Campus Dormitory) Location

Code	Building	Address
K	K-House	Sungkyunkwan-ro 7-gil 35
E	E-House(Main) E-House(Annex)	Yulgok-ro 29-gil 5 Yulgok-ro 257
G	G-House	Yulgok-ro 171
C	C-House	Bomun-ro 34-gil 49
I	I-House	Sungkyunkwan-ro 5-gil 67
M	M-House A	Hyehwa-ro 3-gil 20-9 Hyehwa-ro 5-gil 15
V	Victory House	Hyehwa-ro 9-gil 62
CV	Crown Ville A Crown Ville C	Hyehwa-ro 5-gil 7 Hyehwa-ro 5-gil 46
L	LWG House	Changgyeonggung-ro 22-gil 12

- E-House/G-House/LWG House: Approximately 20~30 minutes on foot to the campus).
- Morning Shuttle bus runs only during Spring and Fall semester.(No shuttle bus during vacation)

2 2022 Summer Vacation Admission Schedule

1. Application Schedule

(1) Summer Vacation Application Schedule

Stage	Details	Dates
1 st term	Applying period	May 10.(Tue) 11:00 ~ May 16.(Mon) 23:00
	Announcement of successful applicants and registration(payment)	May 20.(Fri) 11:00 ~ May 23.(Mon) 23:00
2 nd term	Applying period	May 24.(Tue) 11:00 ~ May 25.(Wed) 23:00
	Announcement of successful applicants and registration(payment)	May 30.(Mon) 11:00 ~ May 31.(Tue) 23:00
Room assignment	Announcement of the result of Room assignment	After Jun. 3.(Fri) 17:00

■ It is possible to check the result of application and dormitory fee invoice on your GLS

(2) Extending Residence period: Summer Semester(~6.24.(Fri))→Summer vacation(~8.20.(Sat))

Stage	Details	Dates
Extending residence	Extending Applying period	Jun. 13.(Tue) ~ 20.(Mon) 17:00
	Registration(payment)	Jun. 13.(Tue) ~ 20.(Mon) 23:00
	Announcement of the result of Room assignment	Jun. 23.(Thur) 17:00~

■ If you want to change your staying period, from "Summer Semester" to "Whole Summer Vacation", please apply for it individually on GLS

■ If you extend period from Summer Semester to Whole Summer Vacation, the room could be changed.

- If the room change, you should move to the newly assigned room on Jun. 24.(Fri)

2. Check-in Date Option

Classification	Building	Regular Check-in	Regular Check-out	Residence Period
Summer Semester	E/K-House	Jun. 04.(Sat) 15:00~	Jun. 24.(Fri) 12:00	20nights 21days
Summer Vacation			Aug. 20.(Sat) 12:00	77nights 78days

■ Only choose an option among two Summer Semester or Summer Vacation.

■ It's not possible to change Summer Vacation into Summer Semester.

■ C/G/I/M-House is going to be closed for SKKU International Summer Semester

■ For the students who have lived during the Spring semester, in case your room is changed, you must move into your new room on Jun. 4.(Sat) 13:00~

3 Dormitory Information and Fee

1. Direct Dormitory(Directly managed by SKKU)

Dorm	Gender	Room Type	Capacity (per.)	Dormitory fee per day(KRW)	Total Dormitory Fee (KRW)		Note
					Summer Semester (20nights 21days)	Summer Vacation (77nights 78days)	
E-House (Main)	Male	Single	2	20,000	450,000	1,590,000	*For the disabled
		Double	302	12,500	300,000	1,012,500	
E-House (Annex)	Female	Single	1	20,000	450,000	1,590,000	*For the disabled
		Double	100	12,500	300,000	1,012,500	
K-House	Female	Double	246	14,000	330,000	1,128,000	

- Deposit fee(50,000won) is included in the total dormitory fee. It will be refunded after your check-out date.
- Cooking is prohibited in the dormitories, the E-Zipbob restaurant is located in E-house dormitory.

2. Leased Building

- Leased building dormitories are currently occupied by students who applied for the spring semester. In case of having vacancy, we will additionally recruit new residents.
- Please refer to the notice on dormitory website.

4 Using the Cafeteria (E-Zipbob)

1. E-zipbob information

Classification	E-Zipbob
Usage Period	Jun.07.(Tue) ~ Aug.19.(Fri)
Usage Count	Purchasing single meal ticket at E-Zipbob machine Meal Price: 4,000 won per sheet
Open Time	Breakfast/lunch on weekday(Mon~Fri) Closed on weekends and National holidays

2. E-Zipbob Menu and Operation hours

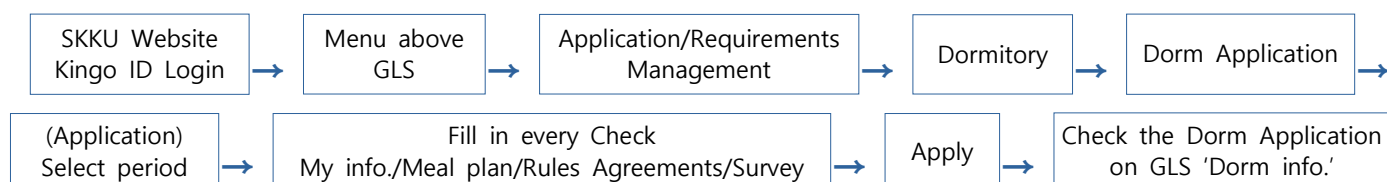
Meal time	Menu	Opening hour		Place
		Spring/Fall Semester	Vacation	
Breakfast	Korean Table (rice/soup/4side dishes)	07:30 ~ 09:30	07:30 ~ 09:00	E-House(Annex) 1st Floor E-zipbob
Lunch		11:30 ~ 13:30	11:30 ~ 13:30	

5 How to Apply for Admission and Method

1. Eligibility to Apply for Admission

- Undergraduate and graduate students who study in summer semester, 2022(Both enrolled students and students on gap-year can apply).
- Those who have not an academic probation at the previous semester(your grade-point average falls below 1.75)
- Students who were prohibited from living in the dormitory due to penalty points, finished curriculum, or graduated cannot apply.

2. How to Apply for Admission



- Login SKKU web-site [Kingo ID] and then apply on GLS.
- You cannot revise the contents of application after application period expired.

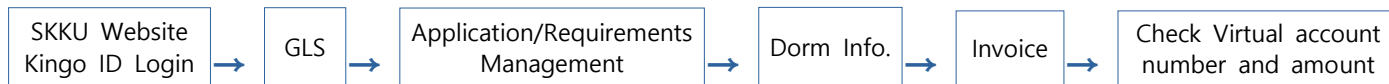
3. Policy for Selecting Residents and Assigning Rooms

- Foreign nationality students will be allocated in priority.
 - Prioritize selection is only available for the 1st application round.
- Registered student: Select on based on previous grade(GPA). Undergraduate students will be given prior over graduate students in selection.
 - If grades in the previous semester are the same, credits for completion and dormitory penalty may be considered
 - Exchange students who only took Pass/Fail classes will be requested a previous semester grade.
- 2022-Spring semester, new students will be selected as graduate students after selecting undergraduate students by random drawing computer program.
- 100% amount of dormitory capacity is selected at the 1st term. If there is any cancelation(not paid) made, in the 2nd term of selection will be proceeded.

4. Room Assignment

- In principle, your roommate is randomly allocated. Your room mate can be a foreign student.
- If Summer vacation applicants choose the same [dormitory] or [room type] of 2022-Spring semester, they will be assigned to the same room as possible.
- Roommates are selected according to [sleeping preference] and [smoking status], as applied in the registration form.

5. Checking admission Results and Individual Invoices



- 'Status Details' will show 'selected' or 'not selected', after selection result is announced.
- You cannot check whether your application has been selected before announcement.

6. Dormitory Registration (Dormitory Payment)

- Send the total payment onto the bank account specified in your individual invoice.
 - Must check your result of application(allocated dormitory/room type) before payment.
 - It is essential to check whether the payment is "complete" in the GLS dormitory information inquiry after payment.
 - Individually-issued virtual account number matches only with the payment of name of '(student)' Payment succeeds when the payment is made with exact amount on the designated period.
- Virtual Account Number Depositor: Student Name(The sender does not have to be the student himself/herself).
- If your payment is not fully made until the registration period, the admission must be canceled.
- The system error after 17:30 on the last date of payment cannot be confirmed(Prefer to make a payment before 17:30)

7. IMT(International Money Transfer) Notes

- International remittance usually takes at least over 2 days, excluding national holidays, therefore, please send your dormitory fee at the first day of payment.
- After payment, it is necessary to check whether your payment is fully completed.
- Your application may be cancelled in case of your IMT delayed.

6 Dormmate (Roommate System)

1. Purpose

- This is to benefit residents who have observed the dormitory rules well. It gives a chance for people who match well to live together and can increase satisfaction of dormitory life.

2. Eligibility for Application

- Both students **who did not receive dormitory penalty points** during 2022-Spring semester.
- Applying for dormmate is **only available on 1st Admission**.
- Other student also not once receive penalty, admit when there are no penalty points because the person didn't live in a dorm once.
- In case you chose double room in first choice.

3. How to Apply and check result

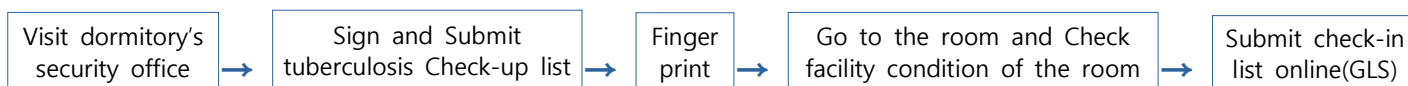
- 'Dormmate Application' is included in the 'Dormitory Admission Application' procedure
'Dormmate Application' page is only activated to the students who are eligible for applying dormmate.
- Dormmate can be assigned only when both students, who are willing to live together, assign each other.
- There will be no special announcement of the result of dormmate application; results can be checked by room assignment result.
- **When both students who are assigned Same Dormitory building/Same room type can apply for dormmate.**

4. Dormmate Ineligible Cases

- Applicants who do not select each other as dormmates
- Application is ineligible when even one applicant is not admitted to dormitory or two applicants are admitted to different dormitory/room type or even one applicant did not register for admission.
- In case of not paying in 1st payment period, check-in cancelled.
- Students who choose a different gender or assign ineligible dormmate such as graduate students and freshmen.
- Input details incorrectly(Student ID number or name).

7 Check-in procedure and Facility Information

1. Check-in Procedure



■ **Regular Check-in Available Time: 15:00~22:00**

- Only dormitory residents can enter the dorm.(Family and non-residents are restricted).
- You can check in at each dormitory's security office.

2. Facilities

Classification			Facilities
Direct Dormitory	Room		Heater and air conditioner, Desk, Chair, Bed, Closet, Wireless internet router, Smoke mask
	Common	Free	Water purifier, Microwave, Toaster, Fitness center(E/G/K-House)
		Charged	Washing machine, Drying machine, Printer

- Cooking is prohibited in the whole Direct Dormitory area.

3. To Be Prepared Individually & Prohibited Items

Classification	Items
Prepared individually	Bedding(blanket, pillow, sheet, etc.), clothing, towels, toiletries, laundry basket, laundry detergent, personal hygiene products, emergency medicine
Permitted Items	Computer, printer, desk lamp, charger, hair dryer, hair tong, humidifier, air purifier, handheld vacuum cleaner, Water purifier
Prohibited Items	<u>All electronics except allowable electronics</u> (Multi-outlet with more than 5 sockets Electric heaters, heated-water pad, candles, flammable products)
Register facilities	- In case of using refrigerator, Bicycle, Quick board must register in advance. - GLS→Requirement Management→Dormitory→Visit Housing Office or Operating Office→Receive sticker→Put sticker on the facility * Only the refrigerator below 50L capacity is allowed.

- If you have the Prohibited Items in the room, You can get a penalty point.

4. Request of Repair

- When your room needs to be fixed by any problem, Please request repair on our Dormitory website, report the issue to Security guards or Housing office staff.

5. Services during check-in days

- If belongings are sent to dormitory by package-delivery service, that will be kept in dormitory package-delivery room.
- Please be aware of breakage and lost which might happen. Do not forget writing your name, ID number and contact number on package.

8 Mandatory Submission of Test Results

1. Mandatory submission of COVID-19 test Results

- All 2022-Summer Vacation residents MUST submit COVID-19 PCR or RAT test result sheet that is examined within 7 days before your actual check-in date.
- You will get the test results in 24 hours after inspection by text message then captured and printed it. Write down [your Student number/Dormitory name] on the top of paper and submitted to the security office when you check in.
- Unable to check in SKKU dorm if your test result paper is not submitted.
- Refer to the additional announcement on dormitory homepage, Notice, for further more detailed information.
- If you get COVID-19 before check-in the dormitory, you can enter the dormitory after being released from quarantine. (You should submit the confirmation document of release from isolation instead of COVID-19 test results.

2. Rules Regarding Submission of Tuberculosis Test Results

Classification	Case	Contents
Require submission	<ul style="list-style-type: none"> - Not once submit tuberculosis check-up. - Students who had medical check-up before on Apr. 2022 	<ul style="list-style-type: none"> - Students who do not submit check-up result cannot enter dormitory.
exception	<ul style="list-style-type: none"> - During Apr. 2022~Jun. 2022 students who did check-up individually and have the record of submission. - Students who have lived in the dorm from spring semester to summer vacation continuously 	<ul style="list-style-type: none"> - No additional submission But, Students who changed student ID number after submission check in operating office.

- It is possible to check the valid semester(year/month) of your individual Tuberculosis check-up result on GLS directly – You should check whether you are a [required] or [exempted] in case you are a consecutive dormitory resident.
- Students must check again. Only 'no abnormalities' result with clearly-written name, gender, birth date, check date is admitted.
- Tuberculosis can usually be diagnosed by chest X-ray, so just visit a public health center, internal medicine clinic, or hospital equipped with an X-ray machine.
- Submission of Check-up result: Visit each dormitory's security office.
- A copy of TB test or a written sheet by other languages can be submitted and is necessary.
- SKKU dormitory confirms only your result of 'TB Test' and does not require any other examinations.

9 Refund Policy (Direct Dormitory)

1. Cancellation

Contents	Note
Cancel	- Cancel before the regular check-in date(by Jun.4): Full Refund
Note	- In case of cancel SKKU admission, you must Login Kingo→GLS→Dormitory application→Cancel check-in(Refund) [Click] until Jun.3. (Fri)

2. Mid-session Check-out

Contents	Note
Mid-session check-out	<ul style="list-style-type: none"> - Check-out or cancel after the regular check-in date - Expelled because of penalty points
Refund amount	<ul style="list-style-type: none"> - You can get a refund after excluding 15 days' room rate from whole remaining days, in case of having over 30 days [by Jul. 21.(Thur)] from the official Check-out date. - No refund in case if less than 30 days remain until the regular check-out date.
Leaving the for military service	<ul style="list-style-type: none"> - A full refund in case of more than 15 days left until regular check-out date. - Leaving the dormitory for military service: Must submit Confirmation of military leave or Military enlistment certificate document.
Deposit	<ul style="list-style-type: none"> - The deposit will be refunded when you check-out - The room is left in a state of uncleanliness, disrepair or facilities are missing, the sum amount needed to clean repair or replace items will be deducted from the deposit and any remainder which will be refunded.

- After check-in date that you chose, regardless of whether you already check-in or not apply dormitory refund policy.
- Mid-session check-out: Visit Housing Office or Operating Office and submit the form
- All refunds will take about 10 days to be transferred to the residents' bank account which was registered in the admission application.



10 Dormitory Life Rules

1. Dormitory Etiquette

- As dormitory is a communal space, we had established the regulations on safety / communal living / hygiene, if resident who violates the rule, then the penalty points will be given. depending on the level of imposed penalties, you can be moved out, or lose the right to apply for dormitory.(Please refer to next 11 page's dormitory penalty points)
- Dormitory Curfew: 01:00~05:00

2. Multi-Outlet Usage

- Electricity overloads blocker: To protect the electronic from the overloads.
- Power switch: To control the power by using switch from going on/off.
- Cable length less than 3 meters: Longer the cable gets, more heat it will emit.
- Multi-outlet with less than 4 sockets: To prevent ground fault and electric shock, must use the one that has 4 sockets or less.
- Ground type plug: When accident occurs, it protects cable routes.

Dorm Multi-Outlet Extension	Restricted to use
 <p>To prevent accidents, personally brought extension must meet the following criteria.</p>	 <p>With no switches of controlling power or blocking overloads</p> <p>Multi-outlet with more than 5 sockets</p>

- If you don't use a standard power strip, you will get the penalty points.

11 Inquiry

Myeong-ryun Hak-sa(The Humanities and Social Sciences Campus (Seoul))	
Homepage	https://dorm.skku.edu/dorm_seoul/
Email	dorms@skku.edu
Contact	SKKU Housing Office (02)760-0163~0164, 0167~0168 Weekdays 09:00-17:30 (Lunch hour 12:00-13:00)

Reward & Penalty Points Under Dormitory Life

Category	Article	Contents	Deme-rit
Safety	1	Significantly inappropriate behavior in communal living such as theft, assault, gambling, sexual assault	20
	2	Accommodating non-residents or being visited by non-residents or assisting those acts in dormitory during curfew hours (AM 01:00 - 05:00)	20
	3	Unauthorized visit or bring in to opposite sex's dorm	20
	4	Acts that deliberately damage the public property and facility in dormitory	20
	5	Unauthorized retention and use of flammable materials causing fire and ignition (fuel gas, petroleum, paint thinner, candles, mosquito-repellent, etc.)	15
	6	Smoking outside of designated smoking area	10
	7	Possession and use of non-permitted electronics other than allowed electronics (computers, printers, stands, chargers, hair dryers, auto power curlers, humidifier, fan, mini-vacuum)	5
	8	Abnormal usage of entrance gate, unauthorized access through abnormal passage (windows or terraces) or acts to send and receive objects through external passage	5
Communal Living	9	Changing room without notice, applying as a substitute for dormitory	15
	10	In addition to the residency period, a room occupied by unauthorized act	15
	11	Stealing and using IP and spreading falsity, cyber-bullying other students or disseminating virus	10
	12	Harming others by being unconscious or behaving indecently due to drinking and also drinking in dormitory	10
	13	Breeding or bringing into dorm and breeding pets	10
	14	Granting unauthorized access to non-residents and acts that let them enter dormitory during curfew hours (05:00~ next day 01:00)	8
	15	Bringing alcoholic beverages or keeping them in dormitory	8
	16	Act to transfer a student ID card, key or entry card to non-resident	8
	17	Behaving arrogantly or disobeying to the dormitory director, office member, house master, guidance-assistance, guard, and related staff and giving false statements for guidance or inspection	8
	18	Access at curfew time (01:00~05:00)	3
	19	Granting access to non-residents into a room without the consent of the roommate	3
	20	Using or moving dormitory equipment without permission.	3
	21	Obstructing the lives of other students with noise (playing a musical instrument, singing or speaking loudly, PC games, etc.)	3
	22	Using computer or lamp (excluding the lamp) without the consent of the roommate after 24:00	3
	23	Graffiti, Exhibition or distribution of advertising materials without permission	2
	24	Non-cooperative behavior in education or training regarding communal living or safety(dormitory OT, fire evacuation drill, etc)	2
	25	To know and acquiesce the violation of roommate	2
	26	Placing personal goods in public places (clothes horse, umbrella, etc.) and placing a bicycle outside of designated area	2
	27	Nailing or posting on the wall of dormitory	2
	28	Non-cooperative behavior in submitting required documents to dormitory (moving-in notification, check-in confirmation, etc)	1
Hygiene	29	Cooking or eating somewhere other than a designated place or eating in the room without the consent of the roommate	5
	30	Making stain on the mattress without bed sheet or mattress cover (Residents who received waterproof pad should set the pad on the mattress)	3
	31	Disposing of rubbish somewhere other than the designated places or not conducting garbage separation in designated area	2
	32	Not receiving delivered food outside the building, or not leaving empty food containers outside of the building	2
	33	Not cleaning or organizing one's dormitory room	2

- ▶ Total point 20 or more: Have to go out from dormitory, lost right that apply for dormitory forever
- ▶ Total point 15 or more: Have to go out from dormitory, lost right that apply for dormitory a year
- ▶ Total point 10 or more: Have to go out from dormitory, No lost right that apply for dormitory(but, violation demerits 15days before retirement are carried over to the next semester or vacation and totaled)
- ▶ For the repeated violation or 'Dormmate' students can be imposed on doubled demerit points as additional punishment
- ▶ In case of forced eviction, student must vacate the room within 4 days after demerit announcement
- ▶ We consider residents who don't reside in the corresponding dorm as non-residents, so we shall impose the same demerits on them
- ▶ It is possible to grant a demerit to all roommates about matters involving shared responsibility
- ▶ If the management staff including security guard catch a violation, he or she should turn over it to assistant lifestyle guidance
- ▶ In principle, we give out demerit points for each violation under the above-mentioned regulations, but for violations not mentioned above, the chief operating manager or dormitory director can adjust and impose demerit points depending on the situation.