

※ This information apply only to Bongryonghaksa (Natural Science Campus Dormitory).  
Information for Myungryunhaksa (Humanities and social sciences Campus Dormitory) can be found on their notice by selecting the 'Myungryunhaksa' on the first page of the dormitory homepage.

Semester 1 (spring), 2020

# Dormitory Admission Comprehensive Information

(Natural Science Campus Dormitory)



Dorm Office

## Contents

\*Click one of the items, and you will jump to that page.

	Page
1 Dormitory Introduction	1
2 Resident Selection for Spring Semester, 2020	4
3 Cafeteria	8
4 Dormate (Applying for Roommates)	10
5 Submission of Tuberculosis Test Results	12
6 Admission(Check-in) Procedure	13
7 Dormitory Life Rules	14
8 Orientation & Safety Education	16
9 Open Kitchen	16
10 Dormitory Fee Refund Policy	17
11 Meal and Dormitory Fees Based on Check-in Date	18
12 Inquiries	19

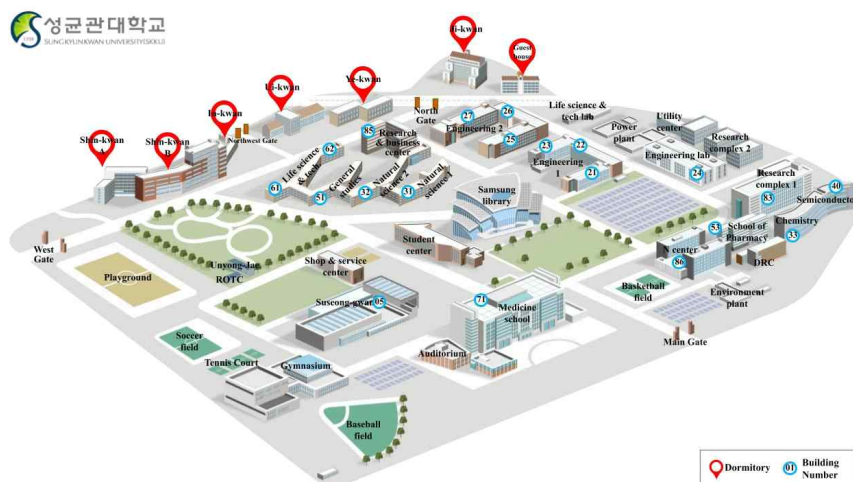
# 1 Dormitory Introduction

## 1. Dormitory Organization

- The Natural Sciences (Suwon) Campus dormitory, known as *Bongryonghaksa* (봉룡학사/鳳龍學舍), is comprised of 5 dormitory buildings, known as In-, Ui-, Ye-, Ji-, and Shin-kwan, all of which are managed directly by the university.
- The Humanities and Social Sciences (Seoul) Campus dormitory, known as *Myeongnyunhaksa* (명륜학사/明倫學舍), is comprised of E, G, C, I, K and M-Houses, and leased studio accommodation.

## 2. Campus map

- In-, Ui-, Ye-, and Shin-kwan are located in the university, but Ji-kwan is located in front of the north gate of the university (10m away).



## 3. Facilities in dormitory

<b>In-room Facilities</b>	-Heater and air conditioner, desk, chair, bed, wardrobe, laundry rack, wireless internet router, waste paper basket, brush and shovel
<b>Communal Facilities</b>	-Free to use: washing machine, iron, water purifier, microwave oven, TV, vacuum cleaner -Requiring payment: Laundry drier (₩1,000 per use), printer (₩40 per page)
<b>Building-specific Notes</b>	-Toilets and showers are communal by floor. Slippers are to be worn in rooms. -Shin-kwan: There is a bathroom with a shower in each room. Shoes are to be removed in rooms. Individual prepare a clothes horse. -In/Ui/Ye/Ji-kwan: Toilets and showers are communal by floor. House shoes are to be worn in rooms. -Shin-kwan: Bathroom with a shower in each room. Shoes are to be removed in rooms.

## 4. To Be Prepared Individually

<b>All Buildings</b>	-Bedding (blanket, pillow, sheet, etc.), clothing, towels, toiletries, hair dryer, desk lamp, personal computer, internet LAN cable, laundry basket, laundry detergent, personal hygiene products, emergency medicine, etc. -Multi tap Use Policy: (For further details, see the app.2 on the 19th page) overload circuit breaker type, under 4 light bulbs, wire shorter than 3m. *The mattress size is 100cm × 200 cm
<b>For Specific Dorm</b>	-In/Ui/Ye/Ji-kwan: bathroom slippers -Shin-kwan: toilet paper, drying rack

## 5. Allowed/prohibited items

<b>Allowed Items</b>	-Computers, printers, desk lamps, chargers, hair dryers, hair tongs, humidifiers, hand-held vacuum cleaners and fans are allowed
<b>Prohibited Items</b>	-Electric heat mat (sitting mat) / hot water mat, electric heaters, candles, flammable products, alcohol, Coffee machine, Massage Machine etc. -All electric items excepting the allowed items.
<b>Facility Registration</b>	-Required to Register for usage of facilities (Bicycle, Motorcycle, Refrigerator) * Mini refrigerator which is less than 50L can be prepared by individual. -Tag/sticker should be attached within seven days after the check-in(purchase) -GLS > Application/Graduation Requirements Management > Dormitory > Application of facility usage Confirmation from the Dorm Office > Receive identification tag/sticker and attach on the bicycle -Refrigerator sticker need to register again, bicycle tag is valid one year.

## 6. Checking Detailed Information and Facility Photos

- Dormitory homepage <https://dorm.skku.edu>
- Dormitory homepage ▶ Click the "English" button ▶ Guide ▶ Dormitory ▶ Select the dormitory which you want
- You can check each dormitory's room facility photos, floor plans, conveniences, etc., and requirements of what you need to prepare yourself.

## 2 Resident Selection for Spring semester, 2020

### 1. Eligibility to Apply for Admission

- Undergraduate and graduate students who will study in spring semester, 2020 .
  - Students with postponed graduation of bachelor and master cannot apply.
  - Students supposed to be on gap-years on 2020-spring semester can not apply. (Students On gap-year on April.1 2020 can be handled to leave dormitory.)

### 2. Not Qualified Applier

- Those who are not prohibited from living in the dormitory because of penalty points
- Those who did not receive an academic warning (under GPA 1.75) in the previous semester

### 3. Schedule

Stage	Details	Dates	Notes
1	Apply	<b>Jan. 29. (Wed) 09:00 ~ Feb. 18. (Tue) 23:00</b>	<ul style="list-style-type: none"> <li>Can apply for early admission</li> <li>Dormate can be applied</li> <li>Individual application on GLS</li> </ul>
	Announcement	<b>Feb. 23. (Sun) 10:00</b>	<ul style="list-style-type: none"> <li>Check individually on GLS,</li> </ul>
	Dormitory fee payment	<b>Feb. 23. (Sun) 10:00 ~ Feb. 26. (Wed) 23:00</b>	<ul style="list-style-type: none"> <li>send payment to single-use account</li> <li>Closed at 23:00 on the dead line.</li> </ul>
2	Apply	Feb. 27. (Thu) 09:00 ~ Mar. 03. (Tue) 23:00	<ul style="list-style-type: none"> <li>Equal to the above notes.</li> <li>But, Dormate can not be applied for this period.</li> <li>Freshman will be given priority selection</li> </ul>
	Announcement	Mar. 06. (Fri) 10:00	
	Dormitory fee payment	Mar. 06. (Fri) 10:00 ~ Mar. 09. (Mon) 23:00	

### 4. Selection of check-in date

Category	Period	Notes
<b>Residence Period</b>	<b>Mar. 22. (Sun) ~ Jun. 20. (Sat) [91 days]</b>	<ul style="list-style-type: none"> <li>Dorm fee for the early check-in days are separately calculated.</li> <li>Applications for winter Vacation will be taken in Nov.</li> </ul>
Check-in day	Individually selected day among Mar. 19. (Sun) ~ Mar. 22. (Sun)	<ul style="list-style-type: none"> <li>Announcement of room numbers: Check individually on GLS <b>After Mar. 19. (Thu) 17:00</b></li> </ul>

### 5. Matters to be considered

- The dormitory's available places are all filled during Stage 1 of the application process. Only unpaid places are available for re-selection on Stage 2, so the Stage 2 selection success rate is extremely low.
- If you are selected but do not pay by the deadline, your selection will be cancelled automatically.
- Rooms are assigned according to the selection of check-in date and you can not enter the dorm before the selected check-in date. Therefore, carefully choose the check-in date. You can enter the dorm after the selected check-in date but the dorm fee during the unused period can not be refunded.

### 6. Number of Rooms Available to Eligible Applicants

(Unit : people)

Category		In-kwan	Ui-kwan	Ye-kwan	Ji-kwan	Shin-kwan					
		4people 1room	2people 1room	2people 1room	2people 1room	2people 1room	4people 1room	4people 4rooms	6people 3rooms	3people 3rooms	1person 1room
Under-graduates	Male	256	-	-	884	606	80	280	78	36	4
	Female	-	-	342	-	306	20	72	72	18	4
Graduate Students	Male	-	120	-	42	108	-	12	12	3	-
	Female	-	80	-	-	88	40	24	24	6	-

- [Shin-kwan A] 2~3F: female graduate, 1F, 4~8F: female undergraduate, 9~10F: male graduate, [whole Shin-kwan B] male undergraduate
- If the number of graduate students applicants for Shin-kwan are below strength, the under-graduate students can be selected in the Stage 2.
- Shin-kwan 1 person 1 room is designed for the disabled and they will be allocated first and the remained rooms are to be assigned to undergraduate first and than graduate will be assigned.

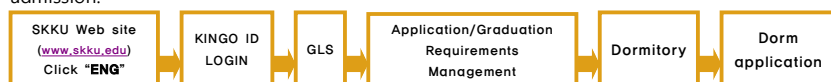
### 7. Dormitory Fee (Spring semester, 2020, based on 91 days) (Unit: KRW / 90night)

Dormitory		Dormitory fee per day	Dormitory fee (91 days)	Deposit	Memo
In-kwan		4,270	384,300	30,000	<ul style="list-style-type: none"><li>• Applicant for the early check-in pay additional amount according to the check-in date.</li><li>• Applicants for the meals pay the additional meal fee according to the selection.</li><li>• Total amount including meal, early check-in fee will be charged by invoice.</li></ul>
Ui/Ye/Ji-kwan		6,250	562,500		
Shin -kwan	2 people 1 room	10,950	985,500	50,000	
	4 people 1 room	7,610	684,900		
	4 people 4 rooms	13,130	1,181,700		
	6 people 3 rooms	10,530	947,700		
	3 people 3 rooms	17,250	1,552,500		
	1 people 1 rooms	21,370	1,923,300		

- You can check the exact amount of meal and dormitory fee on page 18, 'Meal and Dormitory Fees Based on Check-in Date'.

## 8. How to Apply for Admission

- After paying SKKU's enrollment fee, freshmen should go to the university homepage (<https://www.skku.edu>), and join Kingo Portal. Then it will be possible to apply for dormitory admission.

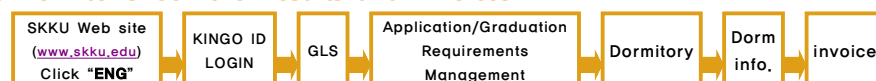


- The admission application system will not be in English, so you may need to download the "Guidance for Dormitory Application on GLS" file.
- After submitting your admission application you can modify the contents until the end of the application period. After this period, modification is impossible.
- To confirm what you apply:



'application' appeared and when clicking it, the detailed information of your apply is appearing)

## 9. How to Check the Results and Invoices



- You cannot check whether your application has been successful before the results are announced. After the results are announced, success/failure are appearing.
- Send the total payment (maintenance fee + meal fee + deposit) by bank transfer to the account specified in your individual invoice.
- Each invoice will have a single-use account number. The account holder name will be the applicant's name. Payment can only be made as an exact amount during the period shown on the invoice.
- Take care in completing the payment fully, as failure to pay by the deadline will result in automatic cancellation of your admission.

## 10. Selection Rules

- Freshmen in Spring semester, 2020 (undergraduate level, graduate school, and students who have transferred from another university) will be given priority in selection, and other students will be given priority in their first preference of dormitory and room type based on their previous grades.
- After assigning rooms based on first preference, if there are still vacant rooms then applicants who were not selected for their first preference but who chose the room types with vacancies as their second preference will be selected based on their grades. Therefore, students who do not choose preferences 2-7 will be last in order of selection.
- When enrolling at SKKU, students who are guaranteed a dormitory room because of their major or special case must also qualify to be accepted. They will be given priority if they applied and registered in **Stage 1 of the application procedure**. If they were not selected for their first preference of dormitory because of their grades, they can be assigned their 2nd to 7th preference or a random room.

## 11. Assigning Rooms

- Room assignment will be done after payment. It is policy to **put students of same year** together. When applying, you select your sleeping type and it is considered for dorm management to allocate rooms.
- Graduate students who lived in the dormitory during winter vacation, who are selected for Spring semester, 2020, and who applied for early check-in on Mar.19, and who applied for admission in stage 1 will usually be assigned the same room so they don't have to move.
  - Exceptional: Undergraduate students who are living in on 2~3, 5~10F of Shin-kwan A / Dormate selectees.
- If Students who are supposed to live in the same room where he have lived in winter vacation wants to change room, he should visit dorm office and apply for the room change until Feb. 19. (Wed) 17:00.
- Bongryonghaksa do not have the dormitory only for the foreigner, so students from all country can be room mate each other.

## 12. The lowest GPA of selected applicants for Last 4 semesters

Year-semester		2019-fall				2019-Spring				2018-Fall				2018-Spring			
Dormitory		Under-graduates		Graduates		Under-graduates		Graduates		Under-graduates		Graduates		Under-graduates		Graduates	
		Male	Female	Male	Female	Male	Female	Male	Female	Male	Female	Male	Female	Male	Female	Male	Female
	In-kwan	2.06				3.15				all				2.17			
	Ui-kwan			all	all			4.33	3.88			4.10	4.00			4.33	all
	Ye-kwan		3.5				4.00				3.69				3.97		
	Ji-kwan	3.58				3.85				3.39				3.84			
Shin-kwan	2 people 1 room	2.72	3.41	all	all	3.34	3.73	all	all	2.95	3.24	3.50	all	3.31	3.58	3.67	all
	4 people 1 room	all	3.62		all	3.44	3.81		all	3.09	all		all	2.85	3.47		all
	4 people 4 rooms	2.76	3.64	all	all	3.30	3.82	4.50	all	all	all	4.50	all	3.28	3.56	4.5	all
	6 people 3 rooms	2.15	3.08	all	all	3.36	3.53	all	all	2.19	all	all	all	3.20	3.27	all	all
	3 people 3 rooms	3.61	4.05	all	all	3.81	4.06	4.50	4.00	3.19	3.33	all	all	3.83	3.15	all	all

- The above GPAs indicate the lowest grade (grade cut-line) among the selected applicants who are accepted for the their first preference of dormitory, room type (except for the priority selection)
- The "all" means that the number of applicants is less than T/O so that every applicant was selected for their first preference.
- Those who are in priority selection have separate GPA criteria.

### 3 Using the Cafeteria

#### 1. Cafeteria Facilities

- The same menus are directly cooked and served at three cafeterias.

Dormitory Cafeteria	Intended Users
Ui-kwan Cafeteria	For Ui-kwan residents and non-residents
Ji-kwan Cafeteria	Only for Ji-kwan residents
Shin-kwan Cafeteria	For Shin-kwan residents and non-residents

#### 2. Cafeteria Operation Times and Menus

Day	Meal	Mealtime	Limit of Electronic Meal Tickets at One Mealtime	Menu Pattern
Weekdays during the semester	Breakfast	08:00-09:30	4	<ul style="list-style-type: none"> <li>Choose between Korean food, bread, and take-out menu</li> <li>You can choose Max. 3 take-out menu</li> </ul>
	Lunch	11:30-13:30	3	<ul style="list-style-type: none"> <li>Choose between Korean food, noodle, one dish meal and take-out</li> <li>You can choose Max. 2 take-out menu</li> <li>Friday: premium corner(2 meal ticket)</li> </ul>
	Snack	15:00-16:00	2	<ul style="list-style-type: none"> <li>[Happy hour] Ramyeon, take-out or a handmade snack</li> </ul>
	Dinner	17:30-19:00	3	<ul style="list-style-type: none"> <li>Korean food, one dish meal or take-out</li> <li>You can choose Max. 2 take-out menu</li> </ul>
Weekends, holidays, and during vacations	Breakfast	08:00-09:00	1	<ul style="list-style-type: none"> <li>Korean food or bread set on alternating days</li> </ul>
	Lunch	12:00-13:00	1	<ul style="list-style-type: none"> <li>One Korean food or cutlet</li> </ul>
	Dinner	18:00-19:00	1	<ul style="list-style-type: none"> <li>Korean food or one dish meal</li> </ul>

- 'porridge' application available: porridge pre-order by call 2 hours before the breakfast and lunch time is available. (1 meal ticket)

#### 3. What to Use and How to Use Them

- Residents who chose a meal plan when applying for admission to the dormitory: swipe your student ID tag (card or mobile phone) to use meal tickets automatically.
- Residents who did not choose a meal plan when applying, and non-residents: pay by card at the counter or buy tickets by cash at the vending machine.
- The number of electronic meal tickets stored on your student ID card which you can use at each mealtime is limited (up to 5 times a day), and these cannot be given to other people.

#### 4. Dormitory Meal Tickets Apply System

- Residents who chose a meal plan when applying for admission to the dormitory and pay in bulk can use the cafeteria at discounted amount.
- Select 1 meal plan among 6 type.**  
0.5 meal, 1 meal, 1.5 meals, 2 meals, 2.5 meals, No meal (personally purchase the meal ticket)  
- "1 meal", "1.5 meals" etc means the average of the available meal coupon during semester.

For example, "1 meal" means that you eat averagely 1 meal per day during semester (105 days) not meaning of only 1 meal per day. Therefore you can use the 100 tickets when you want to use it.

- Residents who did not choose a meal plan when applying, and non-residents: pay by card at the counter or buy tickets by cash at the vending machine.
- Selected meal plan can be used in the dormitory where you live in and can not be used in other dormitory or cafeteria in campus.

#### 5. Quantity and Price of Meal coupon by chosen options

- You can use a discounted rate if you choose a meal plan when applying for admission.
- Meal tickets bought at the vending machine, or meals bought by card at the counter, cost ₩4,000 each. (as shown in the "No meals chosen" column in the table below)

Options	No meals chosen	0.5 meal per day	1 meal per day	1.5 meals per day	2 meals per day	2.5 meals per day
Number of meals in the semester	by purchase	45	90	135	180	225
Price per meal	₩4,000	₩3,800	₩3,500	₩3,200	₩2,900	₩2,800
Price for the whole semester	-	₩171,000	₩315,000	₩432,000	₩522,000	₩630,000

#### 6. Applying to Change Meal Plan (adding and refunding tickets)

- To give opportunity to change the number of tickets after experiencing the cafeteria at the beginning of the semester, there will be a time to apply to change the number of tickets once during the semester.
- Period for application: Mar. 30. (Mon) 09:00 ~ Apr. 03. (Fri) 13:00
- How to calculate the meal plan price by adding tickets or claiming a refund

Options	How to Calculate
Applying to add tickets	You should pay the difference between the prices of the new and old meal plans. You will receive the total number of tickets for that plan minus the number you have already used.
Applying for refund	You will be refunded the total price paid for your originally-chosen plan, minus the price for the tickets used so far at the rate of your new plan, minus the price for the remaining days charged at the rate of your new plan.

- There will be no opportunity to change the number of tickets other than in this period, and there will be no refund for unused meal tickets at the end of the semester.
- Please refer to notices for details on the application period and exact price.

## 4 Dormate (Applying for Roommates)

### 1. Purpose

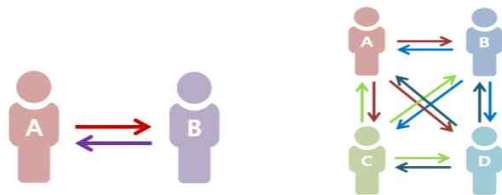
- 'Dormate' means applying for roommate at SKKU dormitory. This is to benefit exemplary residents who have been following the dormitory rules. It gives a chance for people who match well to live together and can increase satisfaction in dormitory life.

### 2. Eligibility for Application

- Students who did not receive dormitory penalty points during fall semester, 2019, and winter vacation
- 2020-Spring semester freshmen cannot apply.**
- Students applying for admission in Stage 1
- Graduates students can apply for Dormate
- Students who choose 2 people 1 room (Ye/Ji/Shin-kwan), 4 people 1 room (In/Shin-kwan), 6 people 3 rooms (Shin-kwan) as their first preference when applying for admission
- If students who are supposed to live in the same room that they have lived in are selected on Dormate, they can be moved to the dormate floor.

### 3. How to Apply & Check the Result

- Dormate application is a part of the admission application procedure. If you are ineligible for Dormates, then this part of the procedure will be deactivated.
- Dormates must **assign each other as chosen roommates** in their respective applications. They must choose the same type of room - select 1 person for 2-people-1-room, 3 for 4-people-1-room.

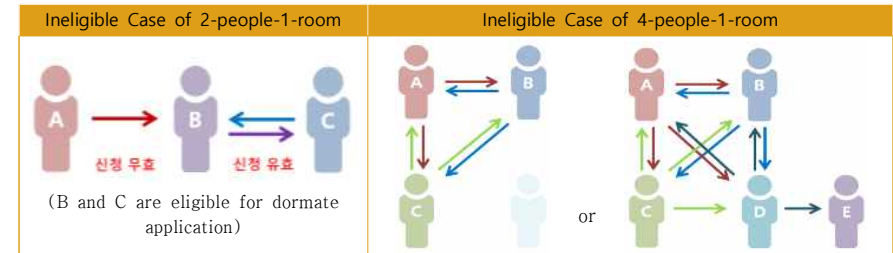


- For detailed information on Dormate application, download the GLS Admission Application Help file.
- Only admitted when all applicants are done with registration. Selected students will receive a message on Feb. 27. (Thu). after 15:00

## 4. Dormate Rule

### (1) Ineligible Cases

- Applicants who do not select each other as Dormates (e.g. A selected B, but B did not select A or selected other students, or even If one person in 4 people 1 room or 6 people 3 rooms is left out for the application)



- Selected Dormates who are assigned a different room type, are not selected for the dormitory, or did not register admission
- Students who choose a different gender, graduate students, freshmen, or ineligible Dormates
- The computer will automatically select cases which meet the selection criteria exactly, using students' names and ID numbers, so if you input details incorrectly then the responsibility lies with the applicant.

### (2) Method of Selection and Number of Applicants to Be Selected

- Only admitted when all applicants are done with registration. Selected students will receive a message on Aug. 12. (Mon)
- When selected, you must move to that room. It will not be possible to change or cancel this.

### (3) Dormate Life Rules

- When selected as a Dormate, if responsibility for penalty points is deemed to be shared, then the points will be doubled as additional punishment.
- In terms of Dormate, there are frequently asked questions are available on **dorm website ▶ FAQ**. Leave a questions on Q&A for further questions.



## 5 Submission of Tuberculosis Test Results

### 1. Rules Regarding Submission of Tuberculosis Test Results★★★

- According to the Ministry of Education policy, all admitted residents must submit the tuberculosis check-up test report which conducted within a year after the check-out.
- If you do not turn in the test result on the check-in date, **you won't be able to check-in.**
- But, there are exceptions or postpone for submission in certain condition as following:

\*Check your latest date of TB(check x-ray)test result.

Check-up date: ~Mar. 2020	Mandatory submission
If you never had a tuberculosis test before - Students who had a checkup before Jun. 2019	<b>Submit TB result on the check-in date.</b> <b>On the check-in date, won't be able to check-in without the TB result submission</b>
Check-up date: Jun. 2019 ~ Fed. 2020	Exceptions of submission
- Students who had done a exam outside the campus and submitted TB result to the office. - Students who attend at the campus health checkup for freshmen in Feb. 2020(But Students have to attend a week before Check-in)	No need to submit other papers (For students who took the TB test of submit the results after Jun. 2019, ID number has been changed after checkup must confirm with the office.

- Only applicants with clearly-written **name, gender, date of birth, date of chest x-ray and clear results (shown as Normal/Tuberculosis not found/Full recovery)** can be accepted. (need to turn in TB test result not the x-ray film.)
- The check-up result must be submitted on site at the entrance processing place on the check-in date (mail delivery unacceptable).
- Freshmen and admitted residents are recommended to arrange the schedule to receive a free campus health checkup. (Refer to the next page)
- Tuberculosis can usually be diagnosed by chest x-ray, so just visit a public health centre, internal medicine clinic, or hospital equipped with an x-ray machine. The results can take 1-3 days depending on the clinic visited, so please bear your check-in date in mind and have the health check-up in advance.

## 6 Admission(Check-in) Procedure

### 1. Admission Procedure

- You can only check in from your chosen check-in date onwards. Before that date you will also be unable to enter your room or store luggage in it.
- Check-in procedure: Bring your tuberculosis check-up result and your I.D. card (Korean ID card; Alien Registration Certificate; Passport). ▶ Check your room number on the notice on the management office wall or on GLS. ▶ Receive your room key, entry card, and information leaflets. ▶ Go to your assigned room. ▶ Check the in-room facilities. ▶ Submit confirmation of admission online.
- Possible check-in times: 09:00-17:00** (Outside these hours, for residents' safety and convenience, the entry of accompanying family into the building and the renting of a car can be limited.) However, if you chose to check-in on Mar.19.(Thu), 2020, because residents who have stayed during the summer vacation will be checking out, you can check in after 15:00. To reduce congestion on check-in days, temporary management offices will be operating at the locations in the table below.

Dormitory	In/Ui/Ye-kwan	Ji-kwan	Shin-kwan
Reception for Check-in	Ui-kwan entrance Temporary Management Office	Ji-kwan Temporary Management Office (1F)	Shin-kwan Temporary Management Office (Middle Auditorium, B1F of Shin-kwan B)

### 2. Admission Period Assistance Details

- Receiving parcels: If you send parcels to the dormitory 3-5 days before the check-in date then they will be stored in the parcel storage room on delivery. (However, please be aware that parcels may be damage or loss. Also please write your name and phone number on the box.)
- Borrowing a cart: You can borrow a cart in each dormitory, but due to limited space in the elevator, it may be crowded, and because of many people it may take a long time. It will be easier if you bring your belongings in wheeled suitcases, or you can prepare your own small cart.
- For the early check-in or the regular check-in, we provide free campus parking ticket. (There is an exception of Ji-kwan since the building is located outside the campus.)

### 3. Instructions

- Dormitory life is communal and the room is small, so please do not bring things which could give your roommate discomfort, or prohibited items with you.
- To avoid discomfort to your roommate, try not to bring your family into the room or aisle during your stay, and try to do your own cleaning and laundry, not relying on your family.

## 7 Dormitory Life Rules

### 1. Dormitory Etiquette

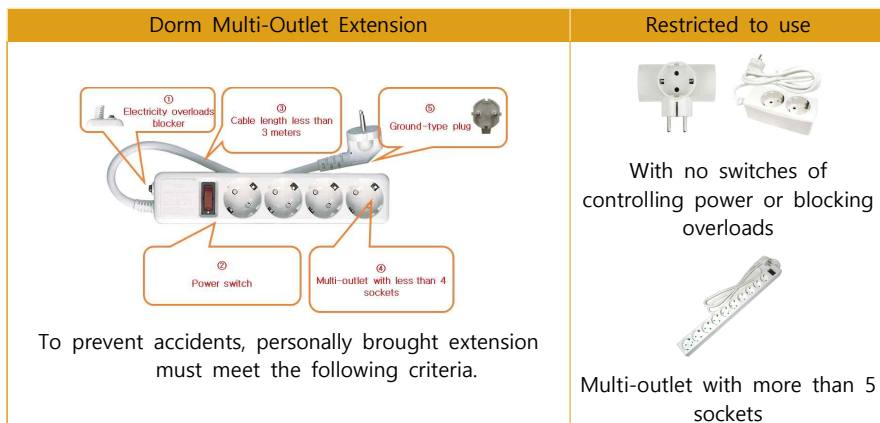
- As dormitory is a communal space, we had established the regulations on safety / communal living / hygiene, if resident who violates the rule, then the penalty points will be given. depending on the level of imposed penalties, you can be moved out, or lose the right to apply for dormitory. Therefore, you need to take special attention to the following materials. (Refer to the next page)
- Also we impose a curfew to reduce the roommate or neighbor's issue on making noise at night. Curfew time is Monday to Friday 01:00~05:00 a.m. (There is no curfew on Saturday and Sunday.), you still can pass the gate but you will receive 3 penalty points. But, graduate students do not have curfew and during exam period, we temporarily suspend the curfew for undergraduate students as well.

\*The curfew will be canceled on Saturday and Sunday from 1 am to 5 am.

(Even if the curfew is canceled, problems such as non-resident entrance are punished equally)

### 2. Multi-Outlet Usage

- ①Electricity overloads blocker: To protect the electronic from the overloads
- ②Power switch: To control the power by using switch from going on/off.
- ③Cable length less than 3 meters: Longer the cable gets, more heat it will emit.
- ④Multi-outlet with less than 4 sockets: To prevent ground fault and electric shock, must use the one that has 4 sockets or less.
- ⑤Ground type plug: When accident occurs, it protects cable routes.



### 3. Voluntary Sleep Out Reporting System

- When a student sleep out of the dorm for long period of time(longer than five days of weekdays), we make contact to the student or guardian for the safety.
- If students plan to stay out of the dorm should report through GLS in advance. We will not contact guardian unless students report themselves. Therefor self-reporting is highly recommended.

## 4. Penalty Points Under Dormitory Life Rules

Category	Article	Contents	Point
Safety	1	Significantly inappropriate behavior (theft, assault, gambling, sexual assault)	20
	2	Accommodating non-residents or being visited by non-residents or assisting those acts in dormitory during curfew hours (AM 01:00 - 05:00)	20
	3	Unauthorized visit or bring in to opposite sex's dorm	20
	4	Acts that deliberately damage the public property and facility in dormitory	20
	5	Unauthorized retention and use of flammable materials causing fire and ignition (fuel gas, petroleum, paint thinner, candles, mosquito-repellent, etc.)	15
	6	Smoking outside of designated smoking area	10
	7	Possession and use of non-permitted electronics other than allowed electronics (computers, printers, stands, chargers, hair dryers, auto power curlers, humidifier, fan, mini-vacuum)	5
	8	Abnormal usage of entrance gate, unauthorized access through abnormal passage (windows or terraces) or acts to send and receive objects through external passage	5
Communal Living	9	Changing room without notice, applying as a substitute for dormitory	15
	10	In addition to the residency period, a room occupied by unauthorized act	15
	11	Stealing and using IP and spreading falsity, cyber-bullying others or disseminating virus	10
	12	Harming others by being unconscious or behaving indecently due to drinking and also drinking in dormitory	10
	13	Breeding or bringing pets in dormitory	10
	14	Letting non-residents enter dormitory other than curfew hours (AM 05:00-next day 01:00)	8
	15	Bringing alcoholic beverages or keeping them in dormitory	8
	16	Act to transfer a student ID card, key or entry card to non-resident	8
	17	Behaving arrogantly, disobeying to the dormitory director, office member, house master, guidance-assistance, guard, related staff, giving false statements for guidance or inspection	8
	18	Access at curfew time (AM 01:00-05:00)	3
	19	Granting access to non-residents into a room without the consent of the roommate	3
	20	Using or moving dormitory equipment without permission.	3
	21	Obstructing the lives of other students with noise (playing a musical instrument, singing or speaking loudly, PC games, etc.)	3
	22	Using computer or lamp (excluding the lamp) without the consent of the roommate after 12	3
	23	Graffiti, Exhibition or distribution of advertising materials without permission	2
	24	Non-cooperative behavior in education or training regarding communal living or safety (dormitory OT, fire evacuation drill, etc)	2
	25	To know and acquiesce the violation of roommate	2
	26	Placing personal goods in public places (clothes horse, umbrella, etc.) and placing a bicycle outside of designated area	2
	27	Nailing or posting on the wall of dormitory	2
	28	Non-cooperative behavior in submitting required documents to dormitory (moving-in notification, check-in confirmation, etc)	1
Hygiene	29	Cooking or eating somewhere other than a designated place or eating in the room without the consent of the roommate	5
	30	Making stain on the mattress without bed sheet or mattress cover (Residents who received waterproof pad should set the pad on the mattress)	3
	31	Disposing of rubbish somewhere other than the designated places or not conducting garbage separation in designated area	2
	32	Not receiving delivered food outside the building, or not leaving empty food containers outside of the building	2
	33	Not cleaning or organizing one's dormitory room	2

▶ Total point 20 or more: Have to go out from dormitory, lost right that apply for dormitory forever  
 ▶ Total point 15 or more: Have to go out from dormitory, lost right that apply for dormitory a year  
 ▶ Total point 10 or more: Have to go out from dormitory, No lost right that apply for dormitory (but, violation demerits 15 days before retirement are carried over to the next semester or vacation and totaled)  
 ▶ For the repeated violation or 'Dormate' students can be imposed on doubled demerit points  
 ▶ In case of forced eviction, student must vacate the room within 4 days after demerit announcement  
 ▶ We consider residents who don't reside in the corresponding dorm as non-residents, so we shall impose the same demerits on them  
 ▶ It is possible to grant a demerit to all roommates about matters involving shared responsibility  
 ▶ If the management staff catch a violation, he or she should turn over it to assistant lifestyle guidance  
 ▶ In principle, we give out demerit points for each violation under the above-mentioned regulations, but for violations not mentioned above, the chief operating manager or dormitory director can adjust and impose demerit points depending on the situation.



## 8 Orientation & Safety Education

### 1. Foreigner Freshmen Orientation for Dormitory

- Orientation will be replaced by a video lecture.

### 2. Fire Drill & Safety Education

- It will be replaced by a video lecture.

## 9 Open Kitchen

- Open kitchen is only for foreign students in the dormitory who should cook their own meal necessarily because of cultural differences.
- Residents of both Fall and Winter semester should return the container box when check-out. If you don't return it with the key, the fee for the container (10,000 won) will be deducted from your deposit.
- Winter semester users who will live in the dormitory during spring semester should apply it again.

Open Kitchen	Intended Users
Ui-kwan kitchen	Only for Ui-kwan residents
In-kwan kitchen	For residents in other dormitories

- If the current Ui-kwan open kitchen users are allocated to other dormitories not Ui-kwan, **students should follow the check-out process and register for In-kwan open kitchen again.**
- Registration for 2020 spring semester will be on **Mar. 12. (Thu) 10:00**. For those who want to use the open kitchen for spring semester, we will get applications online. This application will be made on a first-come-first-serve basis and the cabinet number is given randomly.
- If you want to use anything in the open kitchen, you should prepare it. (we just offer Induction cooking, refrigerator, microwave)
- Kitchen appliances should be used after registration with GLS.
- Be sure to check and follow the open kitchen rules on the bulletin board.

## 10 Dormitory Fee Refund Policy

### 1. Dormitory Fee Refund Policy

Type	Standard	Refund	Procedure
Leaving dormitory before the check-in date	<ul style="list-style-type: none"> <li>Student who decide to cancel the application after the acceptance before your check-in date. (At least one day before your chosen check-in date)</li> </ul>	100% refund	<ul style="list-style-type: none"> <li>GLS→Dorm application→ click the [Leaving dormitory]</li> <li>You should apply until the day before your check-in date.</li> <li>Freshmen who cancel the enrollment need to be confirmed through admission office.</li> </ul>
Leaving dormitory in the mid-session	<ul style="list-style-type: none"> <li>Leaving dormitory after the check-in date.</li> <li>If less than 30 days remain till the check-out date (until May. 20. 2020), there will be no refund.</li> </ul>	<ul style="list-style-type: none"> <li>You will be refunded the daily rate of maintenance and meal fees based on the number of days left till the check-out date (Jun.20.2020) with a penalty of 15 days' fees</li> <li>There will be no refund less than 30 days remain till the check-out date.</li> </ul>	<ul style="list-style-type: none"> <li>On the day you want to leave, visit dormitory office to fill out the application form after cleaning your room.</li> <li>If dormitory office is closed during holiday, you should come the day before and fill out the application form.</li> </ul>

- If residents plan to leave in the mid-session **need to come to dorm office to turn in paper works and agree on refund policy.** Therefore you need to visit office during our office hours and even if you already have checked out your room, the office check out date is the date you submit paper works at office.
- If you are expelled because of penalty points, or you decide to leave mid-session because of health or other personal reasons, the same mid-session refund rule applies.
- The deposit will be refunded in full unless the room is left in a state of uncleanness or disrepair, or fixings are missing, in which case the sum needed to clean, repair or replace things will be deducted from the deposit and any remainder will be refunded. (Poor cleaning: ₩10,000; key loss: ₩10,000; entry card loss: ₩10,000; damaged/lost equipment: necessary sum to fix/replace)
- All refunds take about 3 weeks to be deposited in the bank account which was registered in the admission application. Therefore, responsibility for delay caused by inaccurate details in the application lies with the resident.
- When you leave dormitory in mid-session, if you want to refund the meal price, you need to visit cafeteria office. However, leaving dormitory before check-in will be refund fully without visiting cafeteria office.

## 11 Meal and Dormitory Fees Based on Check-in Date

**Total Fee** (Dormitory fee+Meal fee+Deposit)

(Unit: KRW)

No meal plan	Check-in Date	In-kwan	Ui/Ye/Ji	Shin-kwan 2p/1r	Shin-kwan 4p/1r	Shin-kwan 4p/4r	Shin-kwan 6p/3r	Shin-kwan 3p/3r	Shin-kwan 1p/1r
(No meal price included)	03.19(Thu)	427,110	611,250	1,068,350	757,730	1,271,090	1,029,290	1,654,250	2,037,410
	03.20(Fri)	422,840	605,000	1,057,400	750,120	1,257,960	1,018,760	1,637,000	2,016,040
	03.21(Sat)	418,570	598,750	1,046,450	742,510	1,244,830	1,008,230	1,619,750	1,994,670
	03.22(Sun)	414,300	592,500	1,035,500	734,900	1,231,700	997,700	1,602,500	1,973,300

0.5 meal per day (Meal price of ₩171,000 included) by building	Check-in Date	In-kwan	Ui/Ye/Ji	Shin-kwan 2p/1r	Shin-kwan 4p/1r	Shin-kwan 4p/4r	Shin-kwan 6p/3r	Shin-kwan 3p/3r	Shin-kwan 1p/1r
	03.19(Thu)	598,110	782,250	1,239,350	928,730	1,442,090	1,200,290	1,825,250	2,208,410
	03.20(Fri)	593,840	776,000	1,228,400	921,120	1,428,960	1,189,760	1,808,000	2,187,040
	03.21(Sat)	589,570	769,750	1,217,450	913,510	1,415,830	1,179,230	1,790,750	2,165,670
	03.22(Sun)	585,300	763,500	1,206,500	905,900	1,402,700	1,168,700	1,773,500	2,144,300

1 meal per day (Meal price of ₩315,000 included) by building	Check-in Date	In-kwan	Ui/Ye/Ji	Shin-kwan 2p/1r	Shin-kwan 4p/1r	Shin-kwan 4p/4r	Shin-kwan 6p/3r	Shin-kwan 3p/3r	Shin-kwan 1p/1r
	03.19(Thu)	742,110	926,250	1,383,350	1,072,730	1,586,090	1,344,290	1,969,250	2,352,410
	03.20(Fri)	737,840	920,000	1,372,400	1,065,120	1,572,960	1,333,760	1,952,000	2,331,040
	03.21(Sat)	733,570	913,750	1,361,450	1,057,510	1,559,830	1,323,230	1,934,750	2,309,670
	03.22(Sun)	729,300	907,500	1,350,500	1,049,900	1,546,700	1,312,700	1,917,500	2,288,300

1.5 meals per day (Meal price of ₩432,000 included) by building	Check-in Date	In-kwan	Ui/Ye/Ji	Shin-kwan 2p/1r	Shin-kwan 4p/1r	Shin-kwan 4p/4r	Shin-kwan 6p/3r	Shin-kwan 3p/3r	Shin-kwan 1p/1r
	03.19(Thu)	859,110	1,043,250	1,500,350	1,189,730	1,703,090	1,461,290	2,086,250	2,469,410
	03.20(Fri)	854,840	1,037,000	1,489,400	1,182,120	1,689,960	1,450,760	2,069,000	2,448,040
	03.21(Sat)	850,570	1,030,750	1,478,450	1,174,510	1,676,830	1,440,230	2,051,750	2,426,670
	03.22(Sun)	846,300	1,024,500	1,467,500	1,166,900	1,663,700	1,429,700	2,034,500	2,405,300

2 meals per day (Meal price of ₩522,000 included) by building	Check-in Date	In-kwan	Ui/Ye/Ji	Shin-kwan 2p/1r	Shin-kwan 4p/1r	Shin-kwan 4p/4r	Shin-kwan 6p/3r	Shin-kwan 3p/3r	Shin-kwan 1p/1r
	03.19(Thu)	949,110	1,133,250	1,590,350	1,279,730	1,793,090	1,551,290	2,176,250	2,559,410
	03.20(Fri)	944,840	1,127,000	1,579,400	1,272,120	1,779,960	1,540,760	2,159,000	2,538,040
	03.21(Sat)	940,570	1,120,750	1,568,450	1,264,510	1,766,830	1,530,230	2,141,750	2,516,670
	03.22(Sun)	936,300	1,114,500	1,557,500	1,256,900	1,753,700	1,519,700	2,124,500	2,495,300

2.5 meals per day (Meal price of ₩630,000 included) by building	Check-in Date	In-kwan	Ui/Ye/Ji	Shin-kwan 2p/1r	Shin-kwan 4p/1r	Shin-kwan 4p/4r	Shin-kwan 6p/3r	Shin-kwan 3p/3r	Shin-kwan 1p/1r
	03.19(Thu)	1,057,110	1,241,250	1,698,350	1,387,730	1,901,090	1,659,290	2,284,250	2,667,410
	03.20(Fri)	1,052,840	1,235,000	1,687,400	1,380,120	1,887,960	1,648,760	2,267,000	2,646,040
	03.21(Sat)	1,048,570	1,228,750	1,676,450	1,372,510	1,874,830	1,638,230	2,249,750	2,624,670
	03.22(Sun)	1,044,300	1,222,500	1,665,500	1,364,900	1,861,700	1,627,700	2,232,500	2,603,300

## 12 Inquiries

Due to a high number of phone inquiries, it may be easier to make inquiries on the homepage's Q&A page, or by e-mail.

Homepage	<b><a href="https://dorm.skku.edu">https://dorm.skku.edu</a></b> (You can use Q&A after logging in with your Kingo Portal ID.)
Email	<b>dorm@skku.edu</b>
Telephone	(031) 290-5181~6 Weekdays 09:00-17:00 (except lunch: 12:00-13:00)