

※ This is a guidance of Myeongryun Haksa(Seoul campus Dormitory).

To find the guidance of Bongryong Haksa(Suwon campus Dormitory),
please select 'Bongryong Haksa' on the first web page of dormitory website.

2020 Spring Semester Myeongryun Haksa Dormitory Admission Guidance

(The Humanities and Social Sciences
Campus Dormitory)



Contents

1	Location	1
2	2020-Spring semester Admission	2
3	Dormitory Information and Fee	3
4	Using the Cafeteria (E-Zipbob)	4
5	How to Apply for Admission and Method	5
6	Checking admission Results and Dormitory payment	6
7	Dormmate (Roommate System)	7
8	Check-in procedure and Facility Information	8
9	Submission of Tuberculosis Check-up Results	9
10	Refund Policy	11
Atta- ch	Penalty Points Under Dormitory Life	12

1 Location

1. Dormitory Organization

- The Humanities and Social Sciences(Seoul) Campus dormitory, known as Myeongnyun Haksa, is comprised of C, E, G, I, K and M Houses, which are managed directly by the university, and 4 Leased building accommodations.
- The Natural Sciences(Suwon) Campus dormitory, known as Bongryong Haksa is comprised of 5 dormitory buildings, In-, Ui-, Ye-, Ji-, and Shin-gwan, all of which are managed directly by the university.



2. Myeongnyun Haksa (Seoul Campus Dormitory) Location



■ E-House/G-House/LWG House: A shuttle Bus runs during semester only. (To be announced)

2 2020-Spring semester Admission

1. Application Schedule

Rounds	Details	Dates	Note
1 st round	Applying period	Jan.29.(Wed) ~ Feb.9.(Sun)	09:00 ~ 23:00
	Announcement of successful applicants and registration (Dormitory fee payment)	Feb.13.(Thur) ~ Feb.16.(Sun)	10:00 ~ 23:00
2 nd round	Applying period	Feb.17.(Mon) ~ Feb.18.(Tue)	09:00 ~ 23:00
	Announcement of successful applicants and registration (Dormitory fee payment)	Feb.20.(Thur)	10:00 ~ 23:00
Room Assignment	Announcement of the result of room assignment	Feb.23.(Sat)	After 17:00

- A second round will be held in case of vacancies after the first.
- Additional round will be held in case of vacancies after the second. (The schedule will be released later)

2. Check-in Date (Optional)

Classification	Building	Early Check-in	Regular Check-in	Regular Check-out	Note
Direct Dorm	C/E/G/K/M-House	Feb.23.(Sun) ~ Feb.29.(Sat)	Mar.1.(Sun)	Jun.13.(Sat)	Spring Semester
Leased Building	Victory House, Crownville A/C, LWG	-	Feb.27.(Thur)	Aug.25.(Tue)	Spring Semester+ Summer Vacation

- Cannot apply for both Myeongnyun Haksa and Bongryong Haksa at the same time.
- Students can choose check-in date (including Early Check-in) : **Feb.23.(Sun)~Mar.1.(Sun)**
- You cannot revise the contents of application after the application period.
- Not able to early Check-in before the official Check-in date, if you do NOT apply for EARLY CHECK-IN application.
- **There is no early check-in for leased building.** [Check-in from Feb.27.(Thur)]

3. Important Notes for 2019-Winter Vacation Residents

- **2019-Winter Residents must choose check-in date on Feb.23.(Sun). If you choose other date, you must check out(move out) on Feb.23.(Sun) first and then you need to check in again on that date or after few days.**
- 2019-Winter vacation Direct dorm Residents ⇒ 2020-Spring Direct dorm : Moving on by 15:00pm, Feb.23.(Sun)
- 2019-Winter vacation Leased building Residents ⇒ 2020-Spring Direct dorm : Moving on by 15:00pm, Feb.23.(Sun)
- 2019-Winter vacation Leased building Residents ⇒ 2020-Spring Leased building : Moving after 15:00, Feb.26.(Wed)
- 2019-Winter vacation Direct dorm Residents ⇒ 2020-Spring Leased building : Moving on Feb.27.(Thur)
- 2019-Winter vacation Residents who did not success 2020-Spring semester application must check-out on Official check-out date, by Noon(12:00). on Feb.23.(Sun)

3 Dormitory Information and Fee

1. Direct Dormitory(Directly managed by SKKU)

Dorm	Gender	Room Type	Capacity (per.)	Dormitory Fee per day (KRW)	Total Dormitory Fee(KRW) (104nights)	Note
C-House	M	4People/2Rooms	43	11,400	1,235,600	*For Exchange students *Kitchen available
E-House (Main)	M	Single	1	20,000	2,130,000	*Single Rooms for disabled students *A Type: Basic room *B Type: A little noise
		Double	288	A:12,500	1,350,000	
			14	B:11,000	1,194,000	
		E-House (Annex)	F	Single	1	
Double	88			A:12,500	1,350,000	
			12	B:11,000	1,194,000	
G-House			F	Single	20	20,000
	Double	250		A:12,500	1,350,000	*2Single Rooms for disabled students *A Type: Basic room *B Type: It is smaller than A type
			16	B:11,000	1,194,000	
	K-House		F	Double	246	14,000
M-House	M	6People/3Rooms	26	14,400	1,547,600	*For Exchange students *Kitchen available

- The deposit fee(50,000KRW) is included in the Total Dormitory fee (The deposit will be refunded into your Korean Bank Account after the Regular check-out date)
- If you choose Early Check-in, the dorm fee will be added accordingly.
- Dormitory fee differs by the allocated dormitory or Room Type A/B(Randomly allocated)
- Students can also apply for the C/M-House, a dormitory for exchange students.
- Students without disabilities may be accepted to the E/G-house if people with disabilities have not applied
- Exchange students must apply for dormitory through the International Office. If you apply through GLS you will not be guaranteed a room.(Dormitory fee for exchange students are different from above.)

2. Leased Building

Dorm	Gender	Room Type	Capacity (per.)	Monthly Fee(KRW)	Dorm Fee of 6months(KRW)	Maintenance Fee(KRW)	Utility Fee
Crownville A	M	Double	60	315,000	1,890,000	26,000	*Septic tank/ Water/Cleaning/ Communal Electricity/ Internet
Crownville C (Law school)	M	Double	30				
	F		30				
Victory House	F	Double	70	A:300,000	1,800,000	17,500	
				B:270,000	1,620,000		
LWG	F	Single	3	400,000	2,400,000	No additional fee (Included in your dormitory fee)	
		Double	6	290,000	1,740,000		

- There are building managers who are in charge of leased building, they totally manage and control whole Rental Studios.
- Students must pay the additional fee separately(maintenance and utility fee/monthly) following to the building managers' direction individually.
If your maintenance and utility fee are overdue, residents will be evicted.
- Law School students(Korean) will receive priority allocation for Crownville C.
- Victory-House Room Type A/B differs from the room size. Randomly assigned.

4 Using the Cafeteria (E-Zipbob)

1. How to Use Meal Coupon

Classification	Note
Usage Period	- Mar.2.(Mon) ~ Jun.13.(Sat) Breakfast (Excluding Date: Early Check-in date/Sunday)
Valid Resident	- E-House resident who choose meal plan
Usage Count	- Limited number of counts on each meal - Max 3coupons per day(one for B/F, lunch, dinner each)
How to use Meal coupon	- Selected meal coupons will be issued by electronic meal coupon. you can use the tickets in E-Zipbob cafeteria. (NOT able to use in other cafeteria on campus) - When you tag your student ID Card on the smart card reader device, it is automatically deducted from your whole meal coupons. - Meal coupon of 2020 Spring semester is not valid after Jun.13.(Sat) breakfast.

2. Operation Time

Meal time	Menu	Opening hour		Place
		Spring/Fall Semester	Vacation	
Breakfast	Korean Table (rice/soup/4side dishes)	07:30 ~ 09:30	07:30 ~ 09:00	E-House (Annex) 1 st Floor E-zipbob
Lunch		11:30 ~ 13:30	11:30 ~ 13:30	
Dinner	One dish meal[Main dish (ex.noodle, fried rice)]+3side dishes	17:30 ~ 19:30 (No dinner on Saturday)	17:30 ~ 19:00 (Closed on Saturday)	

3. Meal Price

Options	1Coupon	0.5meal/day	1meal/day	1.5meal/day	2meal/day
		2days 1meal	1Day 1meal	2days 3meal	1day 2meal
Price per coupon		₩4,000	₩3,800	₩3,500	₩3,200
Spring Semester	Number of Coupons	-	45sheets	90sheets	135sheets
	Total Price	-	₩171,000	₩315,000	₩432,000

- Meal coupons can be purchased from the vending machine at the cafeteria, but you get them at a discounted rate by purchasing in advance.
- Meal Price is added to your dorm fee according to your chosen meal plan.
- You can freely use your meal coupon whenever you want during the semester.

4. Refund of Meal coupon

Case	Refund Amount of Meal Fee
Cancellation	- Cancellation before the check-in date: Full refund
Leaving Mid-session	- more than 30 days remain until the check-out date: Leftover will be refunded after 15 days deducted from your meal fee
	- less than 30 days remain until the check-out date: No refund - Leaving mid-session for military service: Refund fully for the remaining days of meal coupon

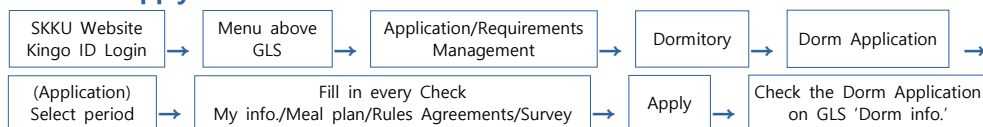
- To give opportunity to change your mean plans after experiencing the cafeteria at the beginning of the semester, there is a scheduled period **[Mar.6.(Fri) ~ Mar.12.(Thur) 13:00] to change your meal coupons.** (Announce Dorm homepage early March)

5 How to Apply for Admission and Method

1. Eligibility to Apply for Admission

- SKKU 2020-Spring New(Transferred) undergraduate and graduate students, registered (be scheduled) students.
- Student who can submit "Tuberculosis Check-up Result" until the check-in date and if your result is normal.
- Students who finished curriculum, or already graduated cannot apply to the dorm.
- If you got under 1.75 score in last semester grade, you will be NOT selected. Someone who has penalty points are able to apply for dorm application, however, you will be not accepted.
- Students who scheduled to take the 2020-Spring semester off cannot apply.
 - From April.1, students on a leave of absence can be evicted from dormitory.

2. How to Apply for Admission



- **New students can sign up Kingo Portal after tuition(deposit fee) payment.**
- **You cannot revise the contents of application after the application period.**

3. Policy for Selecting Residents

- Accommodation rate for each dormitory is 70%(Freshmen) + 30%(Registered student).
No limit for area/region.
- Students of foreign nationalities and specific departments will receive priority allocation.
 - Prioritized students are not guaranteed to be assigned their first choice. It is therefore recommended to fill all three options.
 - Prioritized selection is **only available for the 1st application round.**
 - Prioritized selection is **not available for single room.**
- 2020 freshmen will be randomly selected by computer.
- Registered student: Selected based on previous grade(GPA). Undergraduate students will receive priority allocation over graduate students.
- Exchange students who only took Pass/Fail classes will be requested a previous semester grade.
- It will be allocated on the basis of your preference. Therefore, All students should fill all three options.

4. Assigning Rooms

- In principle, your roommate is randomly allocated.
- Students who are assigned to the same dormitory are already living in will generally also be assigned to the same room.
- Students without disabilities may be accepted to single rooms of E/G-house if people with disabilities have not applied.

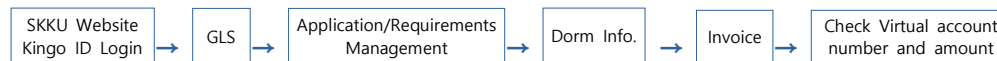
4. The lowest GPA of the successful applicants in Previous Semester

Semester	2019-Fall		2019-Spring		2018-Fall		2018-Spring	
	M	F	M	F	M	F	M	F
Dorm								
E-House	3.11	3.87	3.83	4.14	2.82	3.59	4	4.2
G-House Single	-	4.13	-	4.06	-	4.06	-	priority
G-House Double	-	3.97	-	4.3	-	3.65	-	4.23
K-House	-	4.19	-	4.33	-	4.1	-	4.34
Victory House	-	3.6	-	4.3	-	3.17	-	4.12
Crownville A	3.95	-	4.21	-	3.82	-	4.17	-
Crownville C	priority	4.25	priority	4.43	priority	3.81	priority	4.06
LWG Single	-	3.5	-	4.33	-	priority	-	priority
LWG Double	-	priority	-	4.35	-	priority	-	priority

- The grades are the lowest GPA(grade cutline) from assigned applicants on the 1st round.
- Priority-Prioritized students

6 Checking admission Results and Dormitory payment

1. Checking admission Results and Individual Invoices



- 'Status Details' will show 'selected' or 'not selected', after selection result is announced.
- You cannot check whether your application has been selected before announcement.

2. Dormitory Registration (Dormitory Payment)

- Send the total payment to the bank account specified in your individual invoice.
- Must check your result of application(allocated dormitory/room type) and pay your dormitory fee.
- Sender's name must be matching with a name of Individually-issued virtual account. Your payment would be successful when you make a full payment.
- If your payment is not fully made until the registration period, the admission must be cancelled.
- **The system error after 17:30 on the last date of payment cannot be confirmed(Prefer make a payment within weekdays)**

3. IMT(International Money Transfer) Notes

- International remittance usually takes at least over 3 days, excluding national holidays, therefore, **You must send your dormitory fee at the first day of payment.**
- Your application will be cancelled if your IMT is delayed and you do not send proof of payment to the dormitory office.
- After payment, it is necessary to check whether your payment is fully completed.

7 Dormmate (Roommate System)

1. Purpose

- This is to benefit residents who have observed the dormitory rules well. It gives a chance for students who match well to live together and can increase satisfaction of dormitory life.

2. Eligibility for Application

- Both students who did not receive dormitory penalty points during 2019-Fall and 2019-Winter Vacation. **(Freshmen cannot apply)**
- Your dormmate didn't receive penalty points neither.

3. How to Apply and check result

- **Dormmate application is only available for the 1st round.**
- It is available when you choose double room in the first choice.
- 'Dormmate Application' is included in the 'Dormitory Admission Application' procedure 'Dormmate Application' page is only activated to the students who are eligible for applying dormmate.
- Dormmate can be assigned only when both students, who are willing to live together, assign each other.
- **When both students who are assigned Same Dormitory building/Same room type can apply for dormmate.**
- There will be no special announcement of the result of dormmate application; results can be checked by room assignment result.

4. Dormmate Ineligible Cases

- Applicants who do not select each other as dormmates.
- Dormmate Application is ineligible when both two applicants don't get admission. When two applicants are admitted to different dormitory/room type it is ineligible too.
- If applicants don't pay during 1st payment period, your admission will be cancelled.
- Applicants who choose a different gender or assign ineligible dormmate such as graduate students and freshmen.
- Input details incorrectly(Student ID number or name).
- Applicants who input his or her own name on GLS.

8 Check-in procedure and Facility Information

1. Facilities

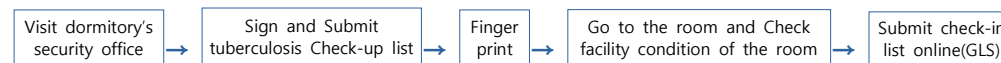
Classification		Facilities	
Direct Dormitory	Room	Heater and air conditioner, Desk, Chair, Bed, Closet, Wireless internet router, Smoke mask	
	Common	Free	Water purifier, Microwave, Toaster, Fitness center(E/G/K-House)
		Charged	Washing machine, Drying machine, Printer
Leased Building	LWG House	Desk, Chair, Bed, Closet, Air conditioner, Common kitchen, Common Washing machine, Smoke mask	
	Victory House	Closet, Washing machine, Refrigerator, Air conditioner, electronic cooktop, Smoke mask	
	Crownville A/C	Desk, Chair, Closet, Washing machine, Refrigerator, Air conditioner, electronic cooktop, Smoke mask	

- Cooking is prohibited in the whole Direct Dormitory area.
- Some room in Crownville C has a bed, other rooms only have mattress(You can't choose)

2. To Be Prepared Individually & Prohibited Items

Classification	Items
Prepared individually	- Bedding (blanket, pillow, sheet, etc.), towels, toiletries, laundry basket, Toilet paper, laundry detergent, personal hygiene products, emergency medicine - You should bring your own LAN wires and Wi-Fi Router in leased building.
Permitted Items	- Computer, printer, desk lamp, charger, hair dryer, hair tong, humidifier, hand-held vacuum and fan, Refrigerators rooming 50L or below capacity
Prohibited Items	- All electronic products except permitted items(Electric heaters, heated-water pad, candles, flammable products) and alcohol - If you have the Prohibited Items in the room, You can get a penalty point.
Register facilities	- In case of using refrigerator, Bicycle, Car must register in advance. - How to register: GLS -> Application/Graduation Requirement Management -> Dormitory -> Application facility usage - In case of using Bicycle, Car have to visit Housing office after register on GLS. - * Only refrigerators rooming 50L or below capacity are allowed.

3. Check-in Procedure



■ Check-in time: 09:00 ~ 18:00

- **On Feb.23.(Sun) : Students of Direct Dormitories(E/G/K-House) can check in after 15:00**
- After 18:00, your dormitory access with family members might be restricted for the safety and convenience of all residents.
- Leased Building : You can check in from **Feb.27.(Thur).**

- Check-in can be made as you submit check-in date, or after that day. Check-in cannot be allowed before the designated date of check-in.
- On an official check-in day, check-in process runs in Information Desk, but after that day, check-in process operates in Security Office.
- All Students have to submit Check-in list on the GLS.(No submit, Get penalty points)

4. Request of Repair

- When your room needs to be fixed by any problem, Please request repair on our Dormitory website, report the issue to Security guards or Housing office staff.

5. Dormitory Package-Delivery room

- If belongings are sent to dormitory by package-delivery service, that will be kept in dormitory package-delivery room. Please be aware of breakage and lost which might happen. Do not forget writing your name, ID number, and contact number on package.
- Leased Building has no package-delivery room.

6. To do list after Check-in

Contents	Schedule	Note
- Submission of your check-in confirmation form	- Check-in date ~ Mar15.(Sun)	- Submit your personal check-in confirmation form on GLS
- Taking part Orientation	- Mar.3.(Tue) ~ Mar.5.(Thu)	- Participate once during the events Further notice
- Fire evacuation drills	- Mar.17.(Tue) ~ Mar.19.(Thu)	
- Inspection all dorms	- the end of Mar and May	- Schedule can be changed.

- **If you do not participate the events as above after check-in dormitory, you will get penalty points.**
- If students who had attended a fire drill or orientation before attend any of them again, they might get extra points.

9 Submission of Tuberculosis Check-up Results

Classification	Case	Contents
Require submission	- Freshman - Students who haven't submitted before - Students who participated medical check-up before on Feb, 2019	- Students who do not submit the check-up result cannot enter the dormitory.
Postpone submission	- During Feb.2019 ~ May.2019 Students who did check-up individually and have record of submission - Students who participated medical check-up in campus 2019	- Fill in checkup result submission pledge on check-in day.
Submit exception	- During Jun.2019 ~ Feb.2020, students who did check-up individually and have the record of submission. - Students who participated medical check-up in Gang-buk Samsung Hospital and SKKU in 2020.	- No additional submission. But, Students who changed student ID number after submission check in operating office.

- ALL residents must submit Tuberculosis check-up result sheet which was taken within 1 year from the check-out date.
 - Students must check again. Only 'no abnormalities' result with clearly-written name, gender, birth date, check date is admitted.
 - It is possible to check the valid semester of your Tuberculosis check-up result on GLS.
 - **Students who do not submit check-up result until check-in date cannot check-in.** (If you get medical check up on feb. in Gang-buk Samsung hospital, you do not need to

submit Tuberculosis check-up result when you check-in.

- Tuberculosis can be diagnosed by checking your chest through x-ray, so just visit a public health center, internal medicine clinic, or hospital equipped with an X-ray machine. Please keep in mind that the results can take from few hours to 7 days and each clinic takes differently. Please check before check-in date.
 - **SKKU dormitory confirms only your result of 'TB Test' and does not require any other examinations.**
- Submission of Check-up result: Visit Dormitory Housing Office or Operating Office on your Check-in date.(Submission by post is not available).
 - You can submit copy version of check-up result.
 - Write your student ID number on your Tuberculosis check-up result.
- **If you(who are under deferment/exemption)don't submit your TB Test Result or don't have Regular Checkup in Campus after you sign on Dorm Application Form, you will be expelled from dorm.**

2. Medical check-up schedule and Place

Classification	The Humanities and Social Sciences Campus(Seoul)	
Date and Place	1st	Feb.11.(Tue) ~ Mar.13.(Fri) 10:00~15:30 (No health check-up on Weekend(Sat./Sun.) Gang-buk Samsung Hospital (Subway line.4 Seo-dae-moon-Station, Exit.4
	2st	Mar.25.(Wed) ~ Apr.3.(Fri) 09:00 ~ 15:00 Gallery area on 1st floor in Business building, (Seoul Campus)
Preparation	- Passport	
Checkup	- Chest X-ray(Tuberculosis check-up) - Checkup detail list(SKKU Health center website announce)	
Note	- Fast for 8 hours before the check-up(prohibit coffee, green-tea, milk, sports drink, but little water can drink in case of taking medicine) - Applicants who apply for dormitory on Feb.17 or Feb.18 can get medical check up in Gang-buk Samsung Hospital from Feb.19 - If your health checkup is not possible in your designated hospital, you need to submit your Tuberculosis result(chest radiography only) paper after X-ray screening in other clinic. - If you have early health checkup, you will not have to submit the document when you enter/ check in your dorm. - You must get health checkup at lease before 7days, in advance of your check-in date.	

3. How to make a reservation of your Medical check-up

Classification	Checkup Reservation
1st	- No reservation: When you visit the hospital, You should mention that you visit for "Sungkyunkwan University Dormitory health check-up". - Gang-buk Sam-sung Hospital : ☎1599-8116
2st	- Online Reservation: School Website(www.skku.edu) -> Login KINGO ID -> GLS -> Application/Requirements Management -> Health care Center -> Click "Checkup Reservation" -> Save (Freshman can make a reservation after Friday, Mar.1)
Note	- It is available for student to check-up once a year

10 Refund Policy

1. Cancellation

Contents	Direct Dormitory	Leased Building
Cancel Date	- Cancel before one day that you choose to check-in	- Cancel before Regular check-in day [Cancel by Feb.26]
Refund amount	Full refund	
Note	- How to cancel: GLS -> Dorm.Info. -> Cancel(Refund) [Click] - If you cancel SKKU admission first, your student ID number will not be activated so that you cannot access to Kingo ID and GLS	

2. Mid-session Check-out

Contents	Direct Dormitory	Leased Building
Mid-session check-out	- Check-out or cancel after the check-in day that you choose (Including the very day) - Expelled because of penalty points	- Cancel or check-out (Including the very day) after Regular check-in day(Feb.27)
Refund amount	- You can get a refund after excluding 15 days' room rate and meal price(meal applicant only) from whole remaining days, in case of having over 30days (by May.14) from the official Check-out date. - No refund in case if less than 30days remain until the regular check-out date.	- None-refundable - In case of disease or any other reasons approved by dormitory director, apply direct dormitory refund policy.
Leaving the for military service	- A full refund in case of more than 15days left (by May.29) until regular check-out date.	- In case of having over 30days from the official Check-out date, refund after excluding 15days' room rate
Deposit	- The deposit will be refunded after your check-out date - The room is left in a state of uncleanliness, disrepair or facilities are missing, the sum amount needed to clean repair or replace items will be deducted from the deposit and any remainder which will be refunded.	- No deposit
Note	- Leaving the dormitory for military service: Must submit Confirmation of military leave or Military enlistment certificate document. - Leased building check-out because of Health problem(Disease): Must submit Hospital - medical certificate or doctor's examination references.	

■ **After check-in date that you choose, regardless of whether you already check-in or not dormitory refund policy will be applied.**

■ Mid-session check-out : Visit Housing Office or Operating Office and submit the form

■ All refunds will take about 10days to transfer to the residents' bank accounts which are already registered in the admission application.

Penalty Points Under Dormitory Life

Category	Article	Contents	Deme-rit
Safety	1	Significantly inappropriate behavior in communal living such as theft, assault, gambling, sexual assault	20
	2	Accommodating non-residents or being visited by non-residents or assisting those acts in dormitory during curfew hours (AM 01:00 - 05:00)	20
	3	Unauthorized visit or bring in to opposite sex's dorm	20
	4	Acts that deliberately damage the public property and facility in dormitory	20
	5	Unauthorized retention and use of flammable materials causing fire and ignition (fuel gas, petroleum, paint thinner, candles, mosquito-repellent, etc.)	15
	6	Smoking outside of designated smoking area	10
	7	Possession and use of non-permitted electronics other than allowed electronics (computers, printers, stands, chargers, hair dryers, auto power curlers, humidifier, fan, mini-vacuum)	5
	8	Abnormal usage of entrance gate, unauthorized access through abnormal passage (windows or terraces) or acts to send and receive objects through external passage	5
Communal Living	9	Changing room without notice, applying as a substitute for dormitory	15
	10	In addition to the residency period, a room occupied by unauthorized act	15
	11	Stealing and using IP and spreading falsity, cyber-bullying other students or disseminating virus	10
	12	Harming others by being unconscious or behaving indecently due to drinking and also drinking in dormitory	10
	13	Breeding or bringing into dorm and breeding pets	10
	14	Granting unauthorized access to non-residents and acts that let them enter dormitory during curfew hours (05:00~ next day 01:00)	8
	15	Bringing alcoholic beverages or keeping them in dormitory	8
	16	Act to transfer a student ID card, key or entry card to non-resident	8
	17	Behaving arrogantly or disobeying to the dormitory director, office member, house master, guidance-assistance, guard, and related staff and giving false statements for guidance or inspection	8
	18	Access at curfew time (01:00~05:00)	3
	19	Granting access to non-residents into a room without the consent of the roommate	3
	20	Using or moving dormitory equipment without permission.	3
	21	Obstructing the lives of other students with noise (playing a musical instrument, singing or speaking loudly, PC games, etc.)	3
	22	Using computer or lamp (excluding the lamp) without the consent of the roommate after 24:00	3
	23	Graffiti, Exhibition or distribution of advertising materials without permission	2
Hygiene	24	Non-cooperative behavior in education or training regarding communal living or safety(dormitory OT, fire evacuation drill, etc)	2
	25	To know and acquiesce the violation of roommate	2
	26	Placing personal goods in public places (clothes horse, umbrella, etc.) and placing a bicycle outside of designated area	2
	27	Nailing or posting on the wall of dormitory	2
	28	Non-cooperative behavior in submitting required documents to dormitory (moving-in notification, check-in confirmation, etc)	1
	29	Cooking or eating somewhere other than a designated place or eating in the room without the consent of the roommate	5
	30	Making stain on the mattress without bed sheet or mattress cover (Residents who received waterproof pad should set the pad on the mattress)	3
	31	Disposing of rubbish somewhere other than the designated places or not conducting garbage separation in designated area	2
	32	Not receiving delivered food outside the building, or not leaving empty food containers outside of the building	2
	33	Not cleaning or organizing one's dormitory room	2
▶ Total point 20 or more: Have to go out from dormitory, lost right that apply for dormitory forever ▶ Total point 15 or more: Have to go out from dormitory, lost right that apply for dormitory a year ▶ Total point 10 or more: Have to go out from dormitory, No lost right that apply for dormitory(but, violation demerits 15days before retirement are carried over to the next semester or vacation and totaled) ▶ For the repeated violation or 'Dormmate' students can be imposed on doubled demerit points as additional punishment ▶ In case of forced eviction, student must vacate the room within 4 days after demerit announcement ▶ We consider residents who don't reside in the corresponding dorm as non-residents, so we shall impose the same demerits on them ▶ It is possible to grant a demerit to all roommates about matters involving shared responsibility ▶ If the management staff including security guard catch a violation, he or she should turn over it to assistant lifestyle guidance ▶ In principle, we give out demerit points for each violation under the above-mentioned regulations, but for violations not mentioned above, the chief operating manager or dormitory director can adjust and impose demerit points depending on the situation.			