

※ This information apply only to Bongryonghaksa (Natural Science Campus Dormitory).  
Information for Myungryunhaksa (Humanities and social sciences Campus Dormitory) can be  
found on their notice by selecting the 'Myungryunhaksa' on the first page of the dormitory  
homepage.

Semester 2 (Fall), 2019

# Dormitory Admission Comprehensive Information

(Natural Science Campus Dormitory)



Housing Office

# Contents

		Page
1	Dormitory Introduction	1
2	Resident Selection for Fall Semester, 2019	4
3	Cafeteria	8
4	Dormate (Applying for Roommates)	10
5	Submission of Tuberculosis Test Results	12
6	Admission(Check-in) Procedure	13
7	Dormitory Life Rules	14
8	Orientation & Safety Education	16
9	Open Kitchen	16
10	Dormitory Fee Refund Policy	17
11	Inquiries	18
App	Meal and Dormitory Fees Based on Check-in Date	19
App	Dormitory Cafeteria Menu	20

# 1 Dormitory Introduction

## 1. Dormitory Organization

- The Natural Sciences (Suwon) Campus dormitory, known as *Bongryonghaksa* (봉룡학사/鳳龍學舍), is comprised of 5 dormitory buildings, known as In-, Ui-, Ye-, Ji-, and Shin-gwan, all of which are managed directly by the university.
- The Humanities and Social Sciences (Seoul) Campus dormitory, known as *Myeongnyunhaksa* (명륜학사/明倫學舍), is comprised of E, G, C, I, K and M-Houses, and leased studio accommodation.

## 2. Campus map

- In-, Ui-, Ye-, and Shin-gwan are located in the university, but Ji-gwan is located in front of the north gate of the university (10m away).



### 3. Facilities in dormitory

<b>In-room Facilities</b>	-Heater and air conditioner, desk, chair, bed, wardrobe, laundry rack, wireless internet router, waste paper basket, brush and shovel
<b>Communal Facilities</b>	-Free to use: washing machine, iron, water purifier, microwave oven, TV, vacuum cleaner -Requiring payment: Laundry drier (₩1,000 per use), printer (₩40 per page)
<b>Building -specific Notes</b>	-Toilets and showers are communal by floor. Slippers are to be worn in rooms. -Shin-gwan: There is a bathroom with a shower in each room. Shoes are to be removed in rooms. Individual prepare a clothes horse. -In/Ui/Ye/Ji-gwan: Toilets and showers are communal by floor. House shoes are to be worn in rooms. -Shin-gwan: Bathroom with a shower in each room. Shoes are to be removed in rooms.

### 4. To Be Prepared Individually

<b>All Buildings</b>	-Bedding (blanket, pillow, sheet, etc.), clothing, towels, toiletries, hair dryer, desk lamp, personal computer, internet LAN cable, laundry basket, laundry detergent, personal hygiene products, emergency medicine, etc. -Multi tap Use Policy: (For further details, see the app.2 on the 19th page) overload circuit breaker type, under 4 light bulbs, wire shorter than 3m. *The mattress size is 100cm × 200 cm
<b>For Specific Dorm</b>	-In/Ui/Ye/Ji-gwan: bathroom slippers -Shin-gwan: toilet paper, drying rack

### 5. Allowed/prohibited items

<b>Allowed Items</b>	-Computers, printers, desk lamps, chargers, hair dryers, hair tongs, humidifiers, hand-held vacuum cleaners and fans are allowed
<b>Prohibited Items</b>	-Electric heat mat (sitting mat) / hot water mat, electric heaters, candles, flammable products, alcohol, Coffee machine, Massage Machine etc. -All electric items excepting the allowed items.
<b>Facility Registration</b>	-Required to Register for usage of facilities (Bicycle, Motorcycle, Refrigerator) * Mini refrigerator which is less than 50L can be prepared by individual. -Tag/sticker should be attached within seven days after the check-in(purchase) -GLS > Application/Graduation Requirements Management > Dormitory > Application of facility usage Confirmation from the Dorm Office > Receive identification tag/sticker and attach on the bicycle -Refrigerator sticker need to register again, bicycle tag is valid one year.

### 6. Checking Detailed Information and Facility Photos

- Dormitory homepage <https://dorm.skku.edu>
- Dormitory homepage ► Click the "English" button ► Guide ► Dormitory ► Select the dormitory which you want
- You can check each dormitory's room facility photos, floor plans, conveniences, etc., and requirements of what you need to prepare yourself.

## 2 Resident Selection for Fall semester, 2019

### 1. Eligibility to Apply for Admission

- Undergraduate and graduate students who will study in fall semester, 2019 .
  - Students with postponed graduation of bachelor and master cannot apply.
  - Students supposed to be on gap-years on 2019-fall semester can not apply. (Students On gap-year on Oct.1 2019 can be handled to leave dormitory.)

### 2. Not Qualified Applier

- Those who are not prohibited from living in the dormitory because of penalty points
- Those who did not receive an academic warning (under GPA 1.75) in the previous semester

### 3. Schedule

Stage	Details	Dates	Notes
1	Apply	<b>Jul. 25. (Thu) 09:00 ~ Aug. 4. (Sun) 23:00</b>	<ul style="list-style-type: none"> <li>• Can apply for early admission</li> <li>• Dormate can be applied</li> <li>• Individual application on GLS</li> </ul>
	Announcement	<b>Aug. 7. (Wed) 10:00</b>	<ul style="list-style-type: none"> <li>• Check individually on GLS,</li> </ul>
	Dormitory fee payment	<b>Aug. 7. (Wed) 10:00 ~ Aug. 11. (Sun) 23:00</b>	<ul style="list-style-type: none"> <li>• send payment to single-use account</li> <li>• Closed at 23:00 on the dead line.</li> </ul>
2	Apply	Aug. 12. (Mon) 09:00 ~ Aug. 15. (Thu) 23:00	<ul style="list-style-type: none"> <li>• Equal to the above notes.</li> <li>• But, Dormate can not be applied for this period.</li> <li>• Freshman will be given priority selection</li> </ul>
	Announcement	Aug. 19. (Mon) 10:00	
	Dormitory fee payment	Aug. 19. (Mon) 10:00 ~ Aug. 20. (Tue) 23:00	

### 4. Selection of check-in date

Category	Period	Notes
<b>Residence Period</b>	<b>Sep. 1. (Sun) ~ Dec. 21. (Sat) [111 days]</b>	<ul style="list-style-type: none"> <li>• Dorm fee for the early check-in days are separately calculated.</li> <li>• Applications for winter vacation will be taken in Nov.</li> </ul>
Check-in day	Individually selected day among Aug. 30. (Fri) ~ Sep. 1. (Sun)	<ul style="list-style-type: none"> <li>• Announcement of room numbers: Check individually on GLS <b>After Aug. 29. (Thu) 17:00</b></li> </ul>

## 5. Matters to be considered

- The dormitory's available places are all filled during Stage 1 of the application process. Only unpaid places are available for re-selection on Stage 2, so the Stage 2 selection success rate is extremely low.
- If you are selected but do not pay by the deadline, your selection will be cancelled automatically.
- Rooms are assigned according to the selection of check-in date and you can not enter the dorm before the selected check-in date. Therefore, carefully choose the check-in date. You can enter the dorm after the selected check-in date but the dorm fee during the unused period can not be refunded.

## 6. Number of Rooms Available to Eligible Applicants

(Unit : people)

Category		In-gwan	Ui-gwan	Ye-gwan	Ji-gwan	Shin-gwan					
		4people 1room	2people 1room	2people 1room	2people 1room	2people 1room	4people 1room	4people 4rooms	6people 3rooms	3people 3rooms	1person 1room
Under-graduates	Male	256	-	-	884	606	80	280	78	36	4
	Female	-	-	342	-	306	20	72	72	18	4
Graduate Students	Male	-	120	-	42	108	-	12	12	3	-
	Female	-	80	-	-	88	40	24	24	6	-

- [Shin-gwan A] 2~3F: female graduate, 1F, 4~8F: female undergraduate, 9~10F: male graduate, [whole Shin-gwan B] male undergraduate, Ji-gwan 11F: male graduate
- If the number of graduate students applicants for Shin-gwan are below strength, the under-graduate students can be selected in the Stage 2.
- Shin-gwan 1 person 1 room is designed for the disabled and they will be allocated first and the remained rooms are to be assigned to undergraduate first and then graduate will be assigned.

## 7. Dormitory Fee (Fall semester, 2019, based on 111 days)(Unit: KRW)

Dormitory		Dormitory fee per day	Dormitory fee (111 days)	Deposit	Memo
In-gwan		4,270	473,970	30,000	<ul style="list-style-type: none"><li>• Applicant for the early check-in pay additional amount according to the check-in date.</li><li>• Applicants for the meals pay the additional meal fee according to the selection.</li><li>• Total amount including meal, early check-in fee will be charged by invoice.</li></ul>
Ui/Ye/Ji-gwan		6,250	693,750		
Shin -gwan	2 people 1 room	10,950	1,215,450	50,000	
	4 people 1 room	7,610	844,710		
	4 people 4 rooms	13,130	1,457,430		
	6 people 3 rooms	10,530	1,168,830		
	3 people 3 rooms	17,250	1,914,750		
	1 people 1 rooms	21,370	2,372,070		

- You can check the exact amount of meal and dormitory fee on page 18, 'Meal and Dormitory Fees Based on Check-in Date'.

## 8. How to Apply for Admission

- After paying SKKU's enrollment fee, freshmen should go to the university homepage (<https://www.skku.edu>), and join Kingo Portal. Then it will be possible to apply for dormitory admission.



- The admission application system will not be in English, so you may need to download the "Guidance for Dormitory Application on GLS" file.
- After submitting your admission application you can modify the contents until the end of the application period. After this period, modification is impossible.
- To confirm what you apply:



'application' appeared and when clicking it, the detailed information of your apply is appearing)

## 9. How to Check the Results and Invoices



- You cannot check whether your application has been successful before the results are announced. After the results are announced, success/failure are appearing.
- Send the total payment (maintenance fee + meal fee + deposit) by bank transfer to the account specified in your individual invoice.
- Each invoice will have a single-use account number. The account holder name will be the applicant's name. Payment can only be made as an exact amount during the period shown on the invoice.
- Take care in completing the payment fully, as failure to pay by the deadline will result in automatic cancellation of your admission.

## 10. Selection Rules

- Freshmen in fall semester, 2019 (undergraduate level, graduate school, and students who have transferred from another university) will be given priority in selection, and other students will be given priority in their first preference of dormitory and room type based on their previous grades.
- After assigning rooms based on first preference, if there are still vacant rooms then applicants who were not selected for their first preference but who chose the room types with vacancies as their second preference will be selected based on their grades. Therefore, students who do not choose preferences 2-7 will be last in order of selection.
- When enrolling at SKKU, students who are guaranteed a dormitory room because of their major or special case must also qualify to be accepted. They will be given priority if they applied and registered in **Stage 1 of the application procedure**. If they were not selected for their first preference of dormitory because of their grades, they can be assigned their 2nd to 7th preference or a random room.

## 11. Assigning Rooms

- Room assignment will be done after payment. It is policy to **put students of same year** together. When applying, you select your sleeping type and it is considered for dorm management to allocate rooms.
- Graduate students who lived in the dormitory during summer vacation, who are selected for fall semester, 2019, and who applied for early check-in on Aug.30, and who applied for admission in stage 1 will usually be assigned the same room so they don't have to move.
  - Exceptional: Undergraduate students who are living in on 2~3, 5~10F of Shin-gwan A / Dormate selectees)
- If Students who are supposed to live in the same room where he have lived in summer vacation wants to change room, he should visit dorm office and apply for the room change until Aug. 20. (Tue) 17:00.
- Bongryonghaksa do not have the dormitory only for the foreigner, so students from all country can be room mate each other.

## 12. The lowest GPA of selected applicants for Last 4 semesters

Year-semester		2019-Spring				2018-Fall				2018-Spring				2017-Fall			
Dormitory		Under-graduates		Graduates		Under-graduates		Graduates		Under-graduates		Graduates		Under-graduates		Graduates	
		Male	Female	Male	Female	Male	Female	Male	Female	Male	Female	Male	Female	Male	Female	Male	Female
In-gwan		3.15				all				2.17				all			
Ui-gwan				4.33	3.88			4.10	4.00			4.33	all			4.00	3.88
Ye-gwan			4.00				3.69				3.97				3.59		
Ji-gwan		3.85				3.39				3.84				3.47			
Shin-gwan	2 people 1 room	3.34	3.73	all	all	2.95	3.24	3.50	all	3.31	3.58	3.67	all	all	2.61	all	all
	4 people 1 room	3.44	3.81		all	3.09	all		all	2.85	3.47		all	all	2.82		all
	4 people 4 rooms	3.30	3.82	4.50	all	all	all	4.50	all	3.28	3.56	4.5	all	2.53	3.41	4.17	all
	6 people 3 rooms	3.36	3.53	all	all	2.19	all	all	all	3.20	3.27	all	all	all	2.75	all	all
	3 people 3 rooms	3.81	4.06	4.50	4.00	3.19	3.33	all	all	3.83	3.15	all	all				

- The above GPAs indicate the lowest grade (grade cut-line) among the selected applicants who are accepted for the their first preference of dormitory, room type (except for the priority selection)
- The "all" means that the number of applicants is less than T/O so that every applicant was selected for their first preference.
- Those who are in priority selection have separate GPA criteria.



### 3 Using the Cafeteria

#### 1. Cafeteria Facilities

- The same menus are directly cooked and served at three cafeterias.

Dormitory Cafeteria	Intended Users
Ui-gwan Cafeteria	For Ui-gwan residents and non-residents
Ji-gwan Cafeteria	Only for Ji-gwan residents
Shin-gwan Cafeteria	For Shin-gwan residents and non-residents

#### 2. Cafeteria Operation Times and Menus

Day	Meal	Mealtime	Limit of Electronic Meal Tickets at One Mealtime	Menu Pattern
Weekdays during the semester	Breakfast	08:00-09:30	4	<ul style="list-style-type: none"> <li>Choose between Korean food, bread, and take-out menu</li> <li>You can choose Max. 3 take-out menu</li> </ul>
	Lunch	11:30-13:30	3	<ul style="list-style-type: none"> <li>Choose between Korean food, noodle, one dish meal and take-out</li> <li>You can choose Max. 2 take-out menu</li> <li>Friday: premium corner(2 meal ticket)</li> </ul>
	Snack	15:00-16:00	2	<ul style="list-style-type: none"> <li>[Happy hour] Ramyen, take-out or a handmade snack</li> </ul>
	Dinner	17:30-19:00	3	<ul style="list-style-type: none"> <li>Korean food, one dish meal or take-out</li> <li>You can choose Max. 2 take-out menu</li> </ul>
Weekends, holidays, and during vacations	Breakfast	08:00-09:00	1	<ul style="list-style-type: none"> <li>Korean food or bread set on alternating days</li> </ul>
	Lunch	12:00-13:00	1	<ul style="list-style-type: none"> <li>One Korean food or cutlet</li> </ul>
	Dinner	18:00-19:00	1	<ul style="list-style-type: none"> <li>Korean food or one dish meal</li> </ul>

- ▶ 'porridge' application available: porridge pre-order by call 2 hours before the breakfast and lunch time is available is available. (1 meal ticket)

#### 3. What to Use and How to Use Them

- Residents who chose a meal plan when applying for admission to the dormitory: swipe your student ID tag (card or mobile phone) to use meal tickets automatically.
- Residents who did not choose a meal plan when applying, and non-residents: pay by card at the counter or buy tickets by cash at the vending machine.
- The number of electronic meal tickets stored on your student ID card which you can use at each mealtime is limited (up to 5 times a day), and these cannot be given to other people.

#### 4. Dormitory Meal Tickets Apply System

- Residents who chose a meal plan when applying for admission to the dormitory and pay in bulk can use the cafeteria at discounted amount.
- Select 1 meal plan among 6 type.**

0.5 meal, 1 meal, 1.5 meals, 2 meals, 2.5 meals, No meal (personally purchase the meal ticket)

-"1 meal", "1.5 meals" etc means the average of the available meal coupon during semester.

For example, "1 meal" means that you eat averagely 1 meal per day during semester

(100 days) not meaning of only 1 meal per day. Therefore you can use the 100 tickets when you want to use it.

- Residents who did not choose a meal plan when applying, and non-residents: pay by card at the counter or buy tickets by cash at the vending machine.
- Selected meal plan can be used in the dormitory where you live in and can not be used in other dormitory or cafeteria in campus.

## 5. Quantity and Price of Meal coupon by chosen options

- You can use a discounted rate if you choose a meal plan when applying for admission.
- Meal tickets bought at the vending machine, or meals bought by card at the counter, cost ₩4,000 each. (as shown in the "No meals chosen" column in the table below)

Options	No meals chosen	0.5 meal per day	1 meal per day	1.5 meals per day	2 meals per day	2.5 meals per day
Number of meals in the semester	by purchase	55	109	164	218	273
Price per meal	₩4,000	₩3,800	₩3,500	₩3,200	₩2,900	₩2,800
Price for the whole semester	-	<b>₩207,100</b>	<b>₩381,500</b>	<b>₩523,200</b>	<b>₩632,200</b>	<b>₩763,000</b>

- The total number of tickets for the 0.5, 1.5 and 2.5 plans are rounded up.

## 6. Applying to Change Meal Plan (adding and refunding tickets)

- To give opportunity to change the number of tickets after experiencing the cafeteria at the beginning of the semester, there will be a time to apply to change the number of tickets once during the semester.
- Period for application: Sep. 6. (Fri) 09:00 ~ Sep. 16. (Mon) 13:00
- How to calculate the meal plan price by adding tickets or claiming a refund

Options	How to Calculate
Applying to add tickets	You should pay the difference between the prices of the new and old meal plans. You will receive the total number of tickets for that plan minus the number you have already used.
Applying for refund	You will be refunded the total price paid for your originally-chosen plan, minus the price for the tickets used so far at the rate of your new plan, minus the price for the remaining days charged at the rate of your new plan.

- There will be no opportunity to change the number of tickets other than in this period, and there will be no refund for unused meal tickets at the end of the semester.
- Please refer to notices for details on the application period and exact price.

## 4 Dormate (Applying for Roommates)

### 1. Purpose

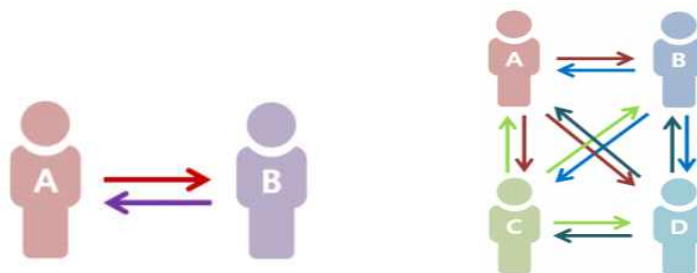
- 'Dormate' means applying for roommate at SKKU dormitory. This is to benefit exemplary residents who have been following the dormitory rules. It gives a chance for people who match well to live together and can increase satisfaction in dormitory life.

### 2. Eligibility for Application

- Students who did not receive dormitory penalty points during spring semester, 2019, and summer vacation
- **2019-fall semester freshmen cannot apply.**
- Students applying for admission in Stage 1
- Graduates students can apply for Dormate
- Students who choose 2 people 1 room (Ye/Ji/Shin-gwan), 4 people 1 room (In/Shin-gwan), 6 people 3 rooms (Shin-gwan) as their first preference when applying for admission
- If students who are supposed to live in the same room that they have lived in are selected on Dormate, they can be moved to the dormate floor.

### 3. How to Apply & Check the Result

- Dormate application is a part of the admission application procedure. If you are ineligible for Dormates, then this part of the procedure will be deactivated.
- Dormates must **assign each other as chosen roommates** in their respective applications. They must choose the same type of room - select 1 person for 2-people-1-room, 3 for 4-people-1-room.

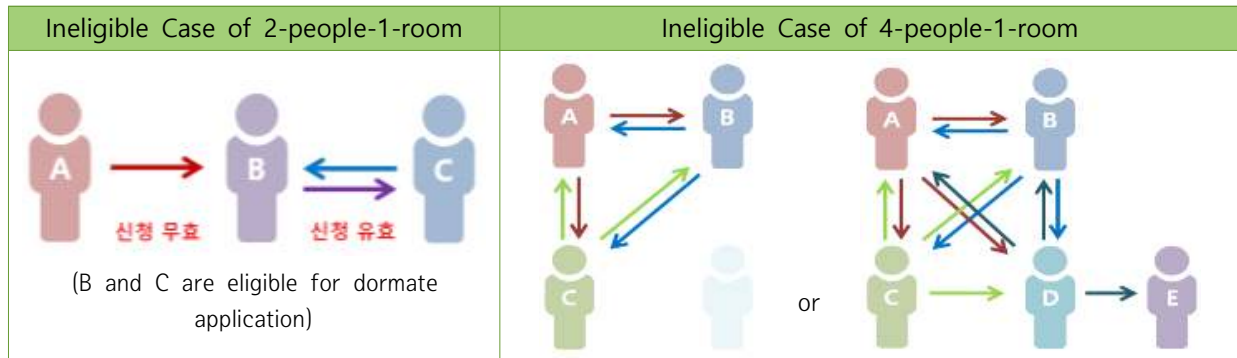


- For 6-people-3-rooms, 2, 4, or 6 people need to assign each other as dormates. (3 or 5 people as one group are not applicable.)
- For detailed information on Dormate application, download the GLS Admission Application Help file.
- Only admitted when all applicants are done with registration. Selected students will receive a message on Aug. 12. (Mon). after 15:00

## 4. Dormate Rule

### (1) Ineligible Cases

- Applicants who do not select each other as Dormates  
(e.g. A selected B, but B did not select A or selected other students, or even If one person in 4 people 1 room or 6 people 3 rooms is left out for the application)



- Selected Dormates who are assigned a different room type, are not selected for the dormitory, or did not register admission
- Students who choose a different gender, graduate students, freshmen, or ineligible Dormates
- The computer will automatically select cases which meet the selection criteria exactly, using students' names and ID numbers, so if you input details incorrectly then the responsibility lies with the applicant.

### (2) Method of Selection and Number of Applicants to Be Selected

- Only admitted when all applicants are done with registration. Selected students will receive a message on Aug. 12. (Mon)
- When selected, you must move to that room. It will not be possible to change or cancel this.

### (3) Dormate Life Rules

- When selected as a Dormate, if responsibility for penalty points is deemed to be shared, then the points will be doubled as additional punishment.
- In terms of Dormate, there are frequently asked questions are available on **dorm website ▶ FAQ**. Leave a questions on Q&A for further questions.

## 5 Submission of Tuberculosis Test Results

### 1. Rules Regarding Submission of Tuberculosis Test Results★★★

- According to the Ministry of Education policy, all admitted residents must submit the tuberculosis check-up test report which conducted within a year after the check-out.
- If you do not turn in the test result on the check-in date, **you won't be able to check-in.**
- But, there are exceptions or postpone for submission in certain condition as following:

\*Check your latest date of TB(check x-ray)test result.

Check-up date: ~Nov. 2018		Mandatory submission
If you never had a tuberculosis test before - Students who had a checkup before Nov. 2018		Submit TB result on the check-in date. On the check-in date, won't be able to check-in without the TB result submission
Check-up date: Dec. 2018 ~ Sep. 2019		Exceptions of submission
- Students who had done a exam outside the campus and submitted TB result to the office. - Students who attend at the campus health checkup for freshmen in Feb., 2019		No need to submit other papers (For students who took the TB test of submit the results after Dec. 2018, ID number has been changed after checkup must confirm with the office.

- Only applicants with clearly-written **name, gender, date of birth, date of chest x-ray and clear results (shown as Normal/Tuberculosis not found/Full recovery)** can be accepted. (need to turn in TB test result not the x-ray film.)
- The check-up result must be submitted on site at the entrance processing place on the check-in date (mail delivery unacceptable).
- Freshmen and admitted residents are recommended to arrange the schedule to receive a free campus health checkup. (Refer to the next page)
- Tuberculosis can usually be diagnosed by chest x-ray, so just visit a public health centre, internal medicine clinic, or hospital equipped with an x-ray machine. The results can take 1-3 days depending on the clinic visited, so please bear your check-in date in mind and have the health check-up in advance.

## 6 Admission(Check-in) Procedure

### 1. Admission Procedure

- You can only check in from your chosen check-in date onwards. Before that date you will also be unable to enter your room or store luggage in it.
- Check-in procedure: Bring your tuberculosis check-up result and your I.D. card (Korean ID card; Alien Registration Certificate; Passport). ▶ Check your room number on the notice on the management office wall or on GLS. ▶ Receive your room key, entry card, and information leaflets. ▶ Go to your assigned room. ▶ Check the in-room facilities. ▶ Submit confirmation of admission online.
- **Possible check-in times: 09:00–17:00** (Outside these hours, for residents' safety and convenience, the entry of accompanying family into the building and the renting of a car can be limited.) However, if you chose to check-in on Aug.30.(Fri), 2019, because residents who have stayed during the summer vacation will be checking out, you can check in after 13:00. To reduce congestion on check-in days, temporary management offices will be operating at the locations in the table below.

Dormitory	In/Ui/Ye-gwan	Ji-gwan	Shin-gwan
Reception for Check-in	Ui-gwan entrance Temporary Management Office	Ji-gwan Temporary Management Office (1F)	Shin-gwan Temporary Management Office (Middle Auditorium, B1F of Shin-gwan B)

### 2. Admission Period Assistance Details

- Receiving parcels: If you send parcels to the dormitory 3-5 days before the check-in date then they will be stored in the parcel storage room on delivery. (However, please be aware that parcels may be damaged or lost. Also please write your name and phone number on the box.)
- Borrowing a car: You can borrow a car in each dormitory, but due to limited space in the elevator, it may be crowded, and because of many people it may take a long time. It will be easier if you bring your belongings in wheeled suitcases, or you can prepare your own small car.
- For the early check-in or the regular check-in, we provide free campus parking tickets. (There is an exception of Ji-gwan since the building is located outside the campus.)

### 3. Instructions

- Dormitory life is communal and the room is small, so please do not bring things which could give your roommate discomfort, or prohibited items with you.
- To avoid discomfort to your roommate, try not to bring your family into the room or aisle during your stay, and try to do your own cleaning and laundry, not relying on your family.

## 7 Dormitory Life Rules

### 1. Dormitory Etiquette



- As dormitory is a communal space, we had established the regulations on safety / communal living / hygiene, if resident who violates the rule, then the penalty points will be given. depending on the level of imposed penalties, you can be moved out, or lose the right to apply for dormitory. Therefore, you need to take special attention to the following materials. (Refer to the next page)
- Also we impose a curfew to reduce the roommate or neighbor's issue on making noise at night. Curfew time is Monday to Friday 01:00~05:00 a.m. (There is no curfew on Saturday and Sunday.), you still can pass the gate but you will receive 3 penalty points. But, graduate students do not have curfew and during exam period, we temporarily suspend the curfew for undergraduate students as well.

\*The curfew will be canceled on Saturday and Sunday from 1 am to 5 am.

(Even if the curfew is canceled, problems such as non-resident entrance are punished equally)

### 2. Multi-Outlet Usage

- Electricity overloads blocker:** To protect the electronic from the overloads
- Power switch:** To control the power by using switch from going on/off.
- Cable length less than 3 meters:** Longer the cable gets, more heat it will emit.
- Multi-outlet with less than 4 sockets:** To prevent ground fault and electric shock, must use the one that has 4 sockets or less.
- Ground type plug:** When accident occurs, it protects cable routes.

Dorm Multi-Outlet Extension	Restricted to use
 <p>① 과부하차단기 과부하로부터 기기를 보호하는 기능</p> <p>② 전원제어스위치 On/Off 스위치로 전원을 통제하는 기능 스위치에 과부하 차단기능이 있을 경우, ①항목 배제 가능</p> <p>③ 전선 길이 3m 이하 전선의 길이가 길면 자체 저항이 커서 열 발생량이 많으므로 3미터 이하의 것을 사용</p> <p>④ 4구 이하 접지형 콘센트 지락 사고 시 선로 및 기기를 보호하고 인체감전사고를 예방하며 다량 접속 사용을 방지하기 위해 4구 이하의 콘센트를 사용해야 함</p> <p>⑤ 접지형 플러그 지락 사고 시 선로 및 기기를 보호하는 기능 (인체감전사고를 예방)</p> <p>To prevent accidents, personally brought extension must meet the following criteria.</p>	 <p>With no switches of controlling power or blocking overloads</p> <p>Multi-outlet with more than 5 sockets</p>

### 3. Voluntary Sleep Out Reporting System

- When a student sleep out of the dorm for long period of time(longer than five days of weekdays), we make contact to the student or guardian for the safety.
- If students plan to stay out of the dorm should report through GLS in advance. We will not contact guardian unless students report themselves. Therefor self-reporting is highly recommended.



## 4. Penalty Points Under Dormitory Life Rules

Category	Article	Contents	Point
Safety	1	Significantly inappropriate behavior (theft, assault, gambling, sexual assault)	20
	2	Accommodating non-residents or being visited by non-residents or assisting those acts in dormitory during curfew hours (AM 01:00 - 05:00)	20
	3	Unauthorized visit or bring in to opposite sex's dorm	20
	4	Acts that deliberately damage the public property and facility in dormitory	20
	5	Unauthorized retention and use of flammable materials causing fire and ignition (fuel gas, petroleum, paint thinner, candles, mosquito-repellent, etc.)	15
	6	Smoking outside of designated smoking area	10
	7	Possession and use of non-permitted electronics other than allowed electronics (computers, printers, stands, chargers, hair dryers, auto power curlers, humidifier, fan, mini-vacuum)	5
	8	Abnormal usage of entrance gate, unauthorized access through abnormal passage (windows or terraces) or acts to send and receive objects through external passage	5
Communal Living	9	Changing room without notice, applying as a substitute for dormitory	15
	10	In addition to the residency period, a room occupied by unauthorized act	15
	11	Stealing and using IP and spreading falsity, cyber-bullying others or disseminating virus	10
	12	Harming others by being unconscious or behaving indecently due to drinking and also drinking in dormitory	10
	13	Breeding or bringing pets in dormitory	10
	14	Letting non-residents enter dormitory other than curfew hours (AM 05:00-next day 01:00)	8
	15	Bringing alcoholic beverages or keeping them in dormitory	8
	16	Act to transfer a student ID card, key or entry card to non-resident	8
	17	Behaving arrogantly, disobeying to the dormitory director, office member, house master, guidance-assistance, guard, related staff, giving false statements for guidance or inspection	8
	18	Access at curfew time (AM 01:00-05:00)	3
	19	Granting access to non-residents into a room without the consent of the roommate	3
	20	Using or moving dormitory equipment without permission.	3
	21	Obstructing the lives of other students with noise (playing a musical instrument, singing or speaking loudly, PC games, etc.)	3
	22	Using computer or lamp (excluding the lamp) without the consent of the roommate after 12	3
	23	Graffiti, Exhibition or distribution of advertising materials without permission	2
	24	Non-cooperative behavior in education or training regarding communal living or safety (dormitory OT, fire evacuation drill, etc)	2
	25	To know and acquiesce the violation of roommate	2
	26	Placing personal goods in public places (clothes horse, umbrella, etc.) and placing a bicycle outside of designated area	2
	27	Nailing or posting on the wall of dormitory	2
	28	Non-cooperative behavior in submitting required documents to dormitory (moving-in notification, check-in confirmation, etc)	1
Hygiene	29	Cooking or eating somewhere other than a designated place or eating in the room without the consent of the roommate	5
	30	Making stain on the mattress without bed sheet or mattress cover (Residents who received waterproof pad should set the pad on the mattress)	3
	31	Disposing of rubbish somewhere other than the designated places or not conducting garbage separation in designated area	2
	32	Not receiving delivered food outside the building, or not leaving empty food containers outside of the building	2
	33	Not cleaning or organizing one's dormitory room	2
<ul style="list-style-type: none"> <li>▶ Total point 20 or more: Have to go out from dormitory, lost right that apply for dormitory forever</li> <li>▶ Total point 15 or more: Have to go out from dormitory, lost right that apply for dormitory a year</li> <li>▶ Total point 10 or more: Have to go out from dormitory, No lost right that apply for dormitory (but, violation demerits 15 days before retirement are carried over to the next semester or vacation and totaled)</li> <li>▶ For the repeated violation or 'Dormate' students can be imposed on doubled demerit points</li> <li>▶ In case of forced eviction, student must vacate the room within 4 days after demerit announcement</li> <li>▶ We consider residents who don't reside in the corresponding dorm as non-residents, so we shall impose the same demerits on them</li> <li>▶ It is possible to grant a demerit to all roommates about matters involving shared responsibility</li> <li>▶ If the management staff catch a violation, he or she should turn over it to assistant lifestyle guidance</li> <li>▶ In principle, we give out demerit points for each violation under the above-mentioned regulations, but for violations not mentioned above, the chief operating manager or dormitory director can adjust and impose demerit points depending on the situation.</li> </ul>			



## 8 Orientation & Safety Education

### 1. Foreigner Freshmen Orientation for Dormitory

- A program that provides freshmen an overall dormitory information on Sep.5.(Thu). (Schedule can be adjusted.)
- All freshmen have to participate to this event which includes fire fighting safety education, introduction of dormitory facility and resident regulation, and main programs.

### 2. Fire Drill & Safety Education

- Simulate emergency situation by practicing the actual training such as evacuating the building through fire exit, demonstration on fire hydrant and fire extinguisher use. Fire safety and safety education will be given by an expert
- Residents are required to attend more than once a year
- Fire fighting safety education on Sep. 18.(Wed) Fire drill on Sep.17. (Tue). (Schedule can be adjusted.)

## 9 Open Kitchen

- Open kitchen is for foreign students in the dormitory who should cook their own meal necessarily because of cultural differences.
- Current users who will leave the dormitory after summer vacation should return the container box when check-out. If you don't return it with the key, the fee for the container (10,000 won) will be deducted from your deposit. Also open kitchen entry is not possible right after the check-out.
- Summer vacation users who will live in the dormitory during fall semester can use the open kitchen without registering again if you are the intended users of currently using open kitchen.
- If you want to stop using the kitchen, refrigerator container should be returned to the dormitory office.

Open Kitchen	Intended Users
Ui-gwan kitchen	Only for Ui-gwan residents
In-gwan kitchen	For residents in other dormitories

- If the current Ui-gwan open kitchen users are allocated to other dormitories not Ui-gwan, **students should follow the check-out process and register for In-gwan open kitchen.**
- For those who are using In-gwan open kitchen and want to use it for fall semester, students don't need to register again regardless of the dormitory for fall semester.
- Registration for 2019 fall semester will be on **Aug. 27. (Tue) 10:00**. For those who want to use the kitchen for fall semester, we will get applications online. This application will be made on a first-come-first-serve basis.

## 10 Dormitory Fee Refund Policy

### 1. Dormitory Fee Refund Policy

Type	Standard	Refund	Procedure
Leaving dormitory before the check-in date	<ul style="list-style-type: none"> <li>Student who decide to cancel the application after the acceptance before your check-in date. (At least one day before your chosen check-in date)</li> </ul>	100% refund	<ul style="list-style-type: none"> <li>GLS→Dorm application→ click the [Leaving dormitory]</li> <li>You should apply until the day before your check-in date.</li> <li>Freshmen who cancel the enrollment need to be confirmed through admission office.</li> </ul>
Leaving dormitory in the mid-session	<ul style="list-style-type: none"> <li>Leaving dormitory after the check-in date.</li> <li>If less than 30 days remain till the check-out date (until Nov. 20, 2019), there will be no refund.</li> </ul>	<ul style="list-style-type: none"> <li>You will be refunded the daily rate of maintenance and meal fees based on the number of days left till the check-out date (Dec.21.2019) with a penalty of 15 days' fees</li> <li>There will be no refund less than 30 days remain till the check-out date.</li> </ul>	<ul style="list-style-type: none"> <li>On the day you want to leave, visit dormitory office to fill out the application form after cleaning your room.</li> <li>If dormitory office is closed during holiday, you should come the day before and fill out the application form.</li> </ul>

- If residents plan to leave in the mid-session **need to come to dorm office to turn in paper works and agree on refund policy**. Therefore you need to visit office during our office hours and even if you already have checked out your room, the office check out date is the date you submit paper works at office.
- If you are expelled because of penalty points, or you decide to leave mid-session because of health or other personal reasons, the same mid-session refund rule applies.
- The deposit will be refunded in full unless the room is left in a state of uncleanliness or disrepair, or fixings are missing, in which case the sum needed to clean, repair or replace things will be deducted from the deposit and any remainder will be refunded. (Poor cleaning: ₩10,000; key loss: ₩10,000; entry card loss: ₩10,000; damaged/lost equipment: necessary sum to fix/replace)
- All refunds take about 3 weeks to be deposited in the bank account which was registered in the admission application. Therefore, responsibility for delay caused by inaccurate details in the application lies with the resident.
- When you leave dormitory in mid-session, if you want to refund the meal price, you need to visit cafeteria office. However, leaving dormitory before check-in will be refund fully without visiting cafeteria office.

## 11 Inquiries

Due to a high number of phone inquiries, it may be easier to make inquiries on the homepage's Q&A page, or by e-mail.

Homepage	<b><a href="https://dorm.skku.edu">https://dorm.skku.edu</a></b> (You can use Q&A after logging in with your Kingo Portal ID.)
Email	<b>dorm@skku.edu</b>
Telephone	(031) 290-5181~6
	Weekdays 09:00-17:00 (except lunch: 12:00-13:00)

## Meal and Dormitory Fees Based on Check-in Date

Total Fee (Dormitory fee+Meal fee+Deposit)

(Unit: KRW)

<b>No meal plan</b>  (No meal price included)	Check-in Date	In-gwan	Ui/Ye/Ji	Shin-gwan 2p/1r	Shin-gwan 4p/1r	Shin-gwan 4p/4r	Shin-gwan 6p/3r	Shin-gwan 3p/3r	Shin-gwan 1p/1r
	Aug.30(Fri)	512,510	736,250	1,287,350	909,930	1,533,690	1,239,890	1,999,250	2,464,810
	Aug.31(Sat)	508,240	730,000	1,276,400	902,320	1,520,560	1,229,360	1,982,000	2,443,440
	Sep.1(Sun)	503,970	723,750	1,265,450	894,710	1,507,430	1,218,830	1,964,750	2,422,070

<b>0.5 meal per day</b> (Meal price of ₩207,100 included) by building	Check-in Date	In-gwan	Ui/Ye/Ji	Shin-gwan 2p/1r	Shin-gwan 4p/1r	Shin-gwan 4p/4r	Shin-gwan 6p/3r	Shin-gwan 3p/3r	Shin-gwan 1p/1r
	Aug.30(Fri)	719,610	943,350	1,494,450	1,117,030	1,740,790	1,446,990	2,206,350	2,671,910
	Aug.31(Sat)	715,340	937,100	1,483,500	1,109,420	1,727,660	1,436,460	2,189,100	2,650,540
	Sep.1(Sun)	711,070	930,850	1,472,550	1,101,810	1,714,530	1,425,930	2,171,850	2,629,170

<b>1 meal per day</b> (Meal price of ₩381,500 included) by building	Check-in Date	In-gwan	Ui/Ye/Ji	Shin-gwan 2p/1r	Shin-gwan 4p/1r	Shin-gwan 4p/4r	Shin-gwan 6p/3r	Shin-gwan 3p/3r	Shin-gwan 1p/1r
	Aug.30(Fri)	894,010	1,117,750	1,668,850	1,291,430	1,915,190	1,621,390	2,380,750	2,846,310
	Aug.31(Sat)	889,740	1,111,500	1,657,900	1,283,820	1,902,060	1,610,860	2,363,500	2,824,940
	Sep.1(Sun)	885,470	1,105,250	1,646,950	1,276,210	1,888,930	1,600,330	2,346,250	2,803,570

<b>1.5 meals per day</b> (Meal price of ₩523,200 included) by building	Check-in Date	In-gwan	Ui/Ye/Ji	Shin-gwan 2p/1r	Shin-gwan 4p/1r	Shin-gwan 4p/4r	Shin-gwan 6p/3r	Shin-gwan 3p/3r	Shin-gwan 1p/1r
	Aug.30(Fri)	1,035,710	1,259,450	1,810,550	1,433,130	2,056,890	1,763,090	2,522,450	2,988,010
	Aug.31(Sat)	1,031,440	1,253,200	1,799,600	1,425,520	2,043,760	1,752,560	2,505,200	2,966,640
	Sep.1(Sun)	1,027,170	1,246,950	1,788,650	1,417,910	2,030,630	1,742,030	2,487,950	2,945,270













































<b>2 meals per day</b> (Meal price of ₩632,200 included) by building	Check-in Date	In-gwan	Ui/Ye/Ji	Shin-gwan 2p/1r	Shin-gwan 4p/1r	Shin-gwan 4p/4r	Shin-gwan 6p/3r	Shin-gwan 3p/3r	Shin-gwan 1p/1r
	Aug.30(Fri)	1,144,710	1,368,450	1,919,550	1,542,130	2,165,890	1,872,090	2,631,450	3,097,010
	Aug.31(Sat)	1,140,440	1,362,200	1,908,600	1,534,520	2,152,760	1,861,560	2,614,200	3,075,640
	Sep.1(Sun)	1,136,170	1,355,950	1,897,650	1,526,910	2,139,630	1,851,030	2,596,950	3,054,270

<b>2.5 meals per day</b> (Meal price of ₩763,000 included) by building	Check-in Date	In-gwan	Ui/Ye/Ji	Shin-gwan 2p/1r	Shin-gwan 4p/1r	Shin-gwan 4p/4r	Shin-gwan 6p/3r	Shin-gwan 3p/3r	Shin-gwan 1p/1r
	Aug.30(Fri)	1,275,510	1,499,250	2,050,350	1,672,930	2,296,690	2,002,890	2,762,250	3,227,810
	Aug.31(Sat)	1,271,240	1,493,000	2,039,400	1,665,320	2,283,560	1,992,360	2,745,000	3,206,440
	Sep.1(Sun)	1,266,970	1,486,750	2,028,450	1,657,710	2,270,430	1,981,830	2,727,750	3,185,070

From fall semester, 2019  
Dormitory Cafeteria  
It will change like this!

# Dormitory Cafeteria Menu

\* weekdays during semester

<p>Breakfast, Lunch, Snacks, Dinner</p> <p><b>T/O</b></p> <p>1 meal ticket each</p>	<p><b>Well protein</b> +Milk or soy milk</p> <p>1 meal ticket</p> 	<p>• Grain • Apple • Green tea • Mixed grain powder</p>	<p><b>Juice of the day</b> +Roasted egg</p> <p>1 meal ticket</p> 	<p>Daily juice!</p> <ul style="list-style-type: none"> <li>• Beat</li> <li>• Orange</li> <li>• Apple</li> <li>• Carrot</li> </ul>	<p><b>Fruit Pack</b></p> <p>1 meal ticket</p>  <ul style="list-style-type: none"> <li>• Banana</li> <li>• Orange</li> <li>• Cherry</li> <li>• Tomato</li> <li>• Grape</li> <li>• Kiwi</li> <li>• Pineapple</li> </ul>				
<p>08:00~09:30</p> <p><b>Breakfast</b></p> <p>1 meal ticket (Up to 4 tickets)</p>	<table border="1"> <tr> <td data-bbox="399 660 662 974"> <p><b>Select menu (choose 1)</b></p>  <p>Bread, milk, salad, cereal</p> </td> <td data-bbox="662 660 869 974"> <p><b>Select menu (choose 1)</b></p>  <p>Rice, soup, kimchi, 2-3 bars</p> </td> <td data-bbox="869 660 1109 974"> <p><b>Additional choice available</b></p> <p>Cup-Rice set +soup + banana +beverage</p>  <p>1 meal ticket</p> </td> <td data-bbox="1109 660 1402 974"> <p><b>Thursday Premium corner</b></p> <p>2 meal ticket</p>  <p>American Breakfast</p> </td> </tr> </table>					<p><b>Select menu (choose 1)</b></p>  <p>Bread, milk, salad, cereal</p>	<p><b>Select menu (choose 1)</b></p>  <p>Rice, soup, kimchi, 2-3 bars</p>	<p><b>Additional choice available</b></p> <p>Cup-Rice set +soup + banana +beverage</p>  <p>1 meal ticket</p>	<p><b>Thursday Premium corner</b></p> <p>2 meal ticket</p>  <p>American Breakfast</p>
<p><b>Select menu (choose 1)</b></p>  <p>Bread, milk, salad, cereal</p>	<p><b>Select menu (choose 1)</b></p>  <p>Rice, soup, kimchi, 2-3 bars</p>	<p><b>Additional choice available</b></p> <p>Cup-Rice set +soup + banana +beverage</p>  <p>1 meal ticket</p>	<p><b>Thursday Premium corner</b></p> <p>2 meal ticket</p>  <p>American Breakfast</p>						
<p>11:30~13:30</p> <p><b>Lunch</b></p> <p>1 meal ticket (Up to 3 tickets)</p>	<table border="1"> <tr> <td colspan="3" data-bbox="399 996 1109 1377"> <p><b>Select menu (choose 1)</b></p> <div> <p><b>Korean meal</b></p>  <p>Hot Pot Main Menu</p> </div> <div> <p><b>Noodles</b></p>  <p>Pasta, fried noodles</p> </div> <div> <p><b>International</b></p>  <p>Fried rice, rice bowl</p> </div> </td> <td data-bbox="1109 996 1402 1377"> <p><b>Wednesday &amp; Friday Premium corner</b></p> <p>2 meal ticket</p>  <ul style="list-style-type: none"> <li>• Pork steak set</li> <li>• Barbecue Chicken &amp; Fried Egg</li> <li>• Pork cutlet &amp; Tomato Spaghetti</li> </ul> </td> </tr> </table>					<p><b>Select menu (choose 1)</b></p> <div> <p><b>Korean meal</b></p>  <p>Hot Pot Main Menu</p> </div> <div> <p><b>Noodles</b></p>  <p>Pasta, fried noodles</p> </div> <div> <p><b>International</b></p>  <p>Fried rice, rice bowl</p> </div>			<p><b>Wednesday &amp; Friday Premium corner</b></p> <p>2 meal ticket</p>  <ul style="list-style-type: none"> <li>• Pork steak set</li> <li>• Barbecue Chicken &amp; Fried Egg</li> <li>• Pork cutlet &amp; Tomato Spaghetti</li> </ul>
<p><b>Select menu (choose 1)</b></p> <div> <p><b>Korean meal</b></p>  <p>Hot Pot Main Menu</p> </div> <div> <p><b>Noodles</b></p>  <p>Pasta, fried noodles</p> </div> <div> <p><b>International</b></p>  <p>Fried rice, rice bowl</p> </div>			<p><b>Wednesday &amp; Friday Premium corner</b></p> <p>2 meal ticket</p>  <ul style="list-style-type: none"> <li>• Pork steak set</li> <li>• Barbecue Chicken &amp; Fried Egg</li> <li>• Pork cutlet &amp; Tomato Spaghetti</li> </ul>						
<p>15:00~16:00</p> <p><b>Snacks</b></p> <p>1 meal ticket (Up to 2 tickets)</p>	<table border="1"> <tr> <td data-bbox="399 1400 869 1668"> <p><b>Ramyeon + Kimbap Seasoned Rice</b></p>  <p>• Different kinds of ramyeon every day</p> </td> <td data-bbox="869 1400 1157 1668"> <p><b>Homemade snacks</b> (Different menu every day)</p>  </td> <td data-bbox="1157 1400 1402 1668"> <p><b>ALL DAY</b></p> <p>All day Coffee Free</p> <p>Bring thermos or cup!</p>  </td> </tr> </table>					<p><b>Ramyeon + Kimbap Seasoned Rice</b></p>  <p>• Different kinds of ramyeon every day</p>	<p><b>Homemade snacks</b> (Different menu every day)</p> 	<p><b>ALL DAY</b></p> <p>All day Coffee Free</p> <p>Bring thermos or cup!</p> 	
<p><b>Ramyeon + Kimbap Seasoned Rice</b></p>  <p>• Different kinds of ramyeon every day</p>	<p><b>Homemade snacks</b> (Different menu every day)</p> 	<p><b>ALL DAY</b></p> <p>All day Coffee Free</p> <p>Bring thermos or cup!</p> 							
<p>17:30~19:00</p> <p><b>Dinner</b></p> <p>1 meal ticket (Up to 3 tickets)</p>	<table border="1"> <tr> <td data-bbox="399 1691 901 1975"> <p><b>Select menu (select 1)</b></p> <div> <p><b>Korean meal</b></p>  </div> <div> <p><b>International</b></p>  </div> </td> <td data-bbox="901 1691 1402 1975"> <p><b>Midnight Snack</b></p> <p>3 meal ticket</p> <p>Twice a week (Tue, Thu) Buffalo Stick / Buffalo Wings / Hot Wings / Jumbo chicken leg &amp; buffalo wing</p> <p>*Advance booking after notice*</p>  </td> </tr> </table>					<p><b>Select menu (select 1)</b></p> <div> <p><b>Korean meal</b></p>  </div> <div> <p><b>International</b></p>  </div>	<p><b>Midnight Snack</b></p> <p>3 meal ticket</p> <p>Twice a week (Tue, Thu) Buffalo Stick / Buffalo Wings / Hot Wings / Jumbo chicken leg &amp; buffalo wing</p> <p>*Advance booking after notice*</p> 		
<p><b>Select menu (select 1)</b></p> <div> <p><b>Korean meal</b></p>  </div> <div> <p><b>International</b></p>  </div>	<p><b>Midnight Snack</b></p> <p>3 meal ticket</p> <p>Twice a week (Tue, Thu) Buffalo Stick / Buffalo Wings / Hot Wings / Jumbo chicken leg &amp; buffalo wing</p> <p>*Advance booking after notice*</p> 